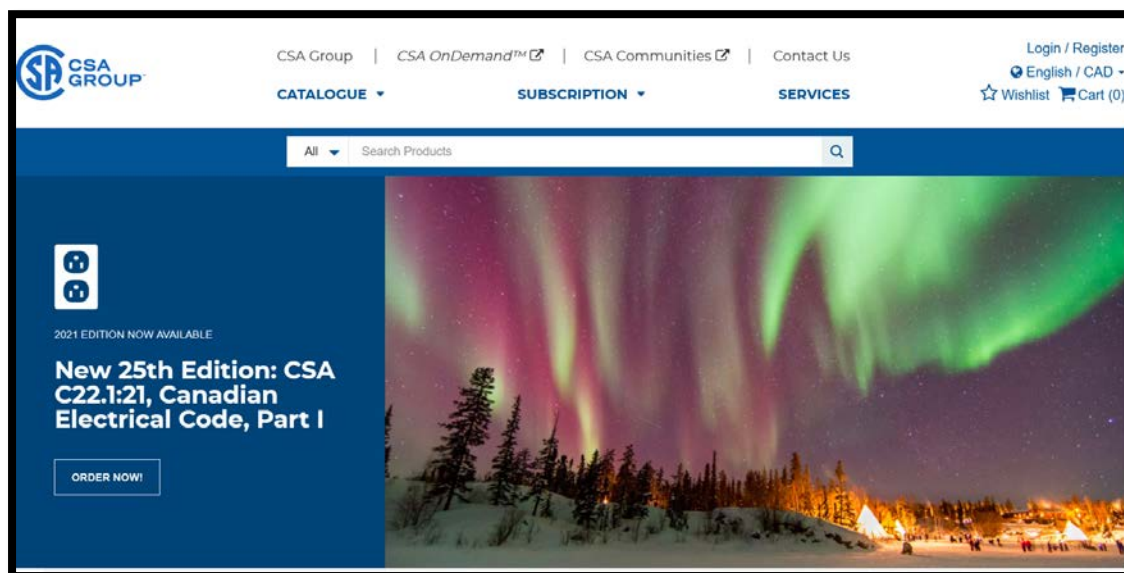




CSA OnDemand™ Subscription Offline Access for Colleges and Universities



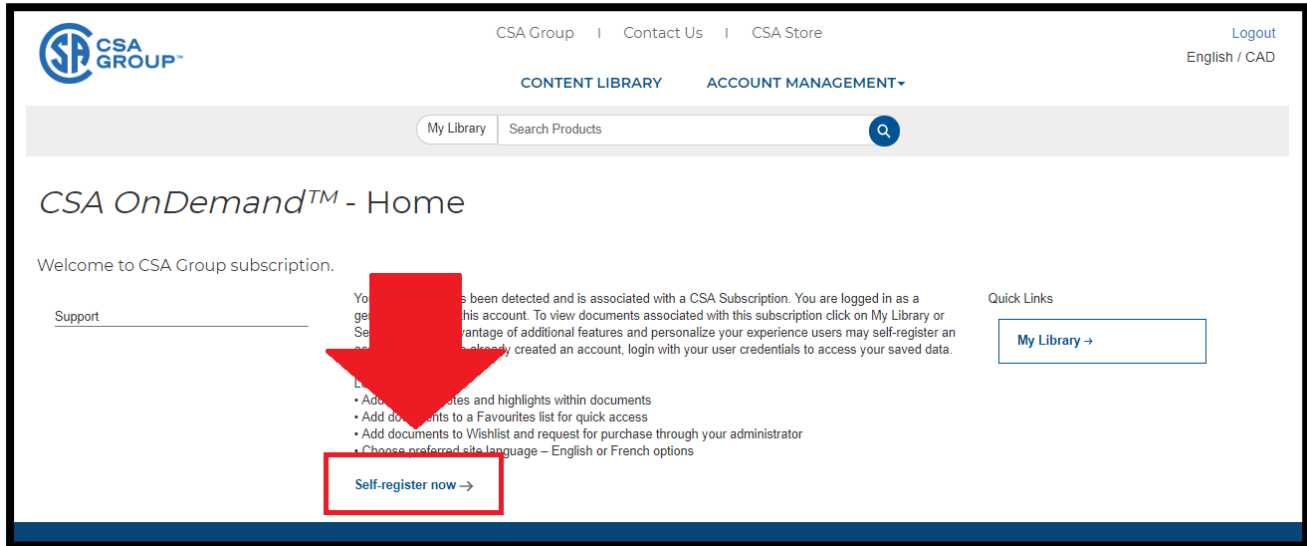
Self-registration

Login or register to:

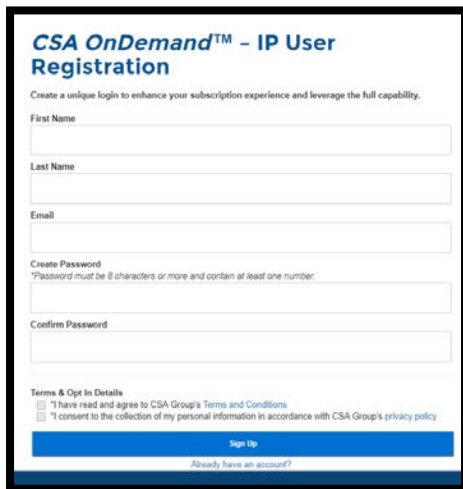
- Add personal notes and highlights within documents
- Create a Favourites list for quick access
- Print*
- Copy/paste content
- **Offline access**
- Request additional documents using Wishlist
- Choose preferred site language – English or French

* Printing is currently not allowed for Universities and Colleges

You can self-register by clicking on the link shown in the image below (from the main landing page):
https://store.csagroup.org/ondemand/s/?language=en_US



Please note that you must be logged into your institution's network (approved IP range and/or EZ proxy) to access content (PDF and Web Viewer), that also applies when you're logged in as a self-registered user.
 You can also click on this URL: https://store.csagroup.org/ondemand/s/login/SelfRegister?language=en_US



Once you have completed the registration, you will be automatically logged in, but you must also make sure to be logged in as your newly created login in the 'Web Viewer Version' (steps-by-steps below) or else, you will not be able to access the advanced functionalities: add notes and highlights, copy/paste, etc....

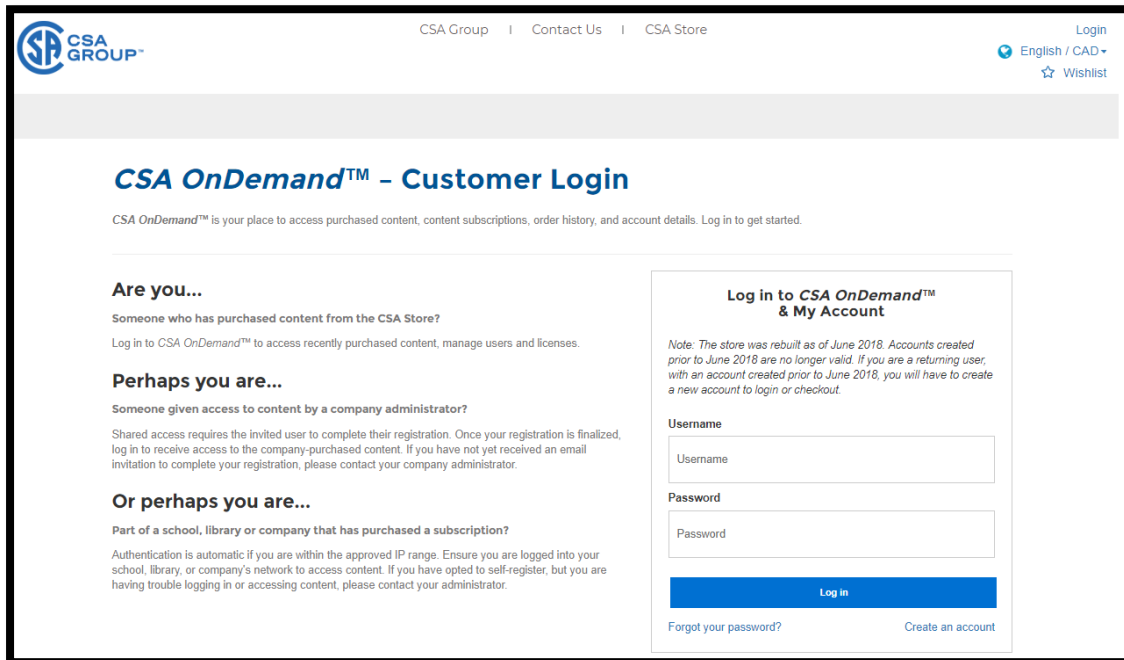
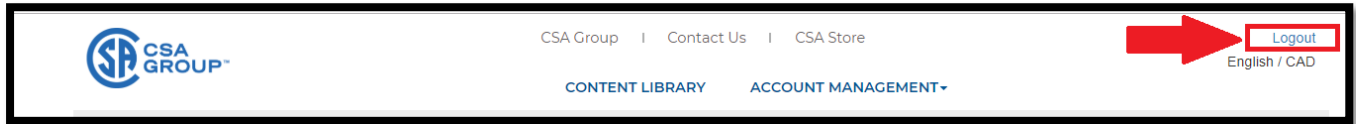
To logout of the 'Web Viewer Version', simply click on the logout button (Arrow pointing to the right) located in the upper left corner of the Web Viewer:



For subsequent login, you can simply use this link:

https://store.csagroup.org/ondemand/s/login/?language=en_US

Or logout from the main landing page and then login using your credentials (username email and password).



Offline View Access

View Online is the Web Viewer Version which offers the option to save the Standard in your browser’s memory for quick and easy access (even offline). Please note that this **Web Viewer** access of the Standard offers all the same functionalities as the saved PDF version (e.g., ability to add notes and highlights, etc.) For mobile devices such as tablets and smart phones, the Web Viewer Version must be used.

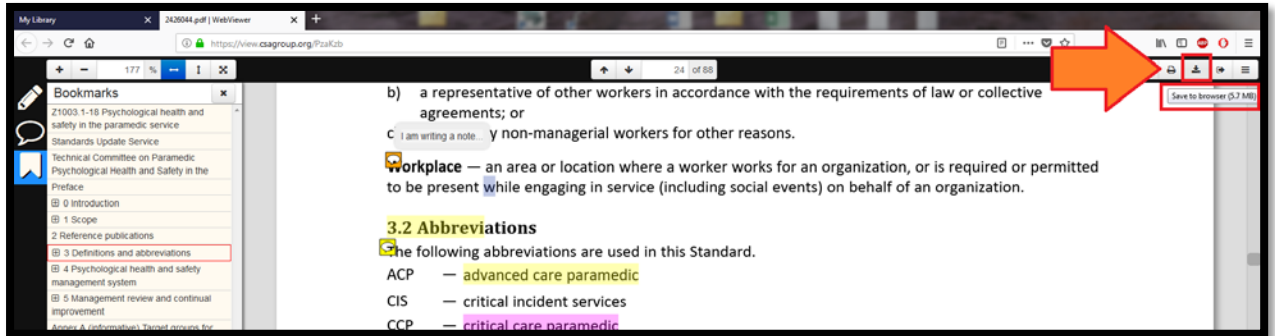
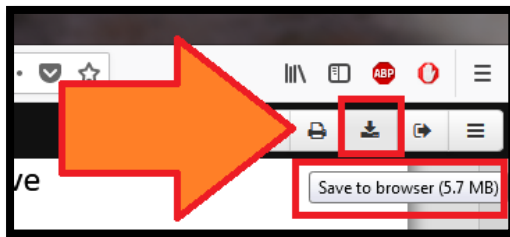
To save your Standard to your browser’s memory (enabling offline access), please follow these easy steps:

- A. You must first log out as a generic IP user and login as a self-registered user with your username email and password. * For self-registration steps, please see page 6.
- B. Then, open the Standard through *CSA OnDemand™* using the **View Online** link:

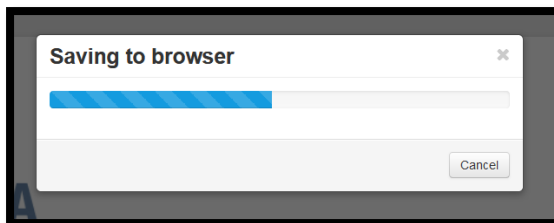


- C. Create a bookmark and/favorite for this URL in your internet browser (Google Chrome, Firefox, Edge, Safari, etc...).

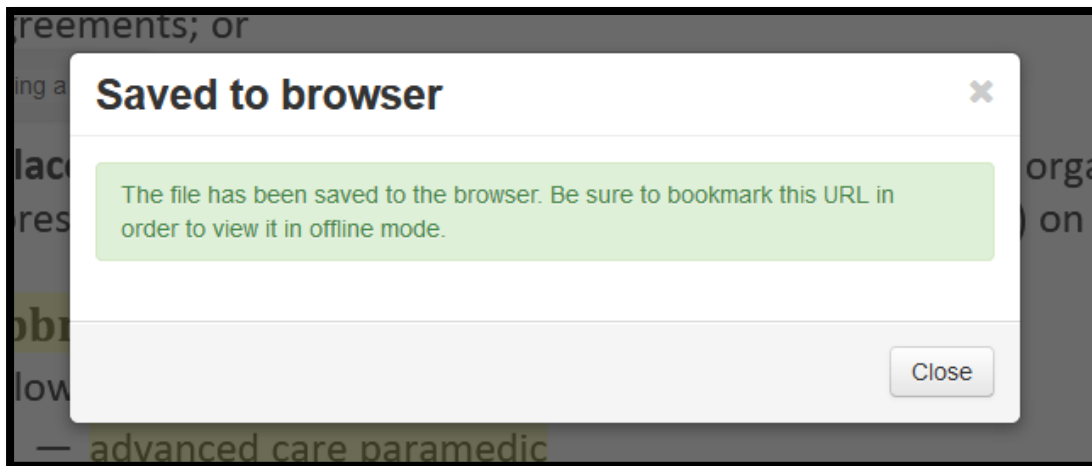
D. Next, **click** on this icon on the right-side of your screen to **save it to your browser**:



E. A progression bar will appear to show the progress of saving the Standard:



F. A message will appear once the Standard is saved suggesting bookmarking this webpage for future easy and quick access (offline and online):



* Revision June 8th, 2022. *