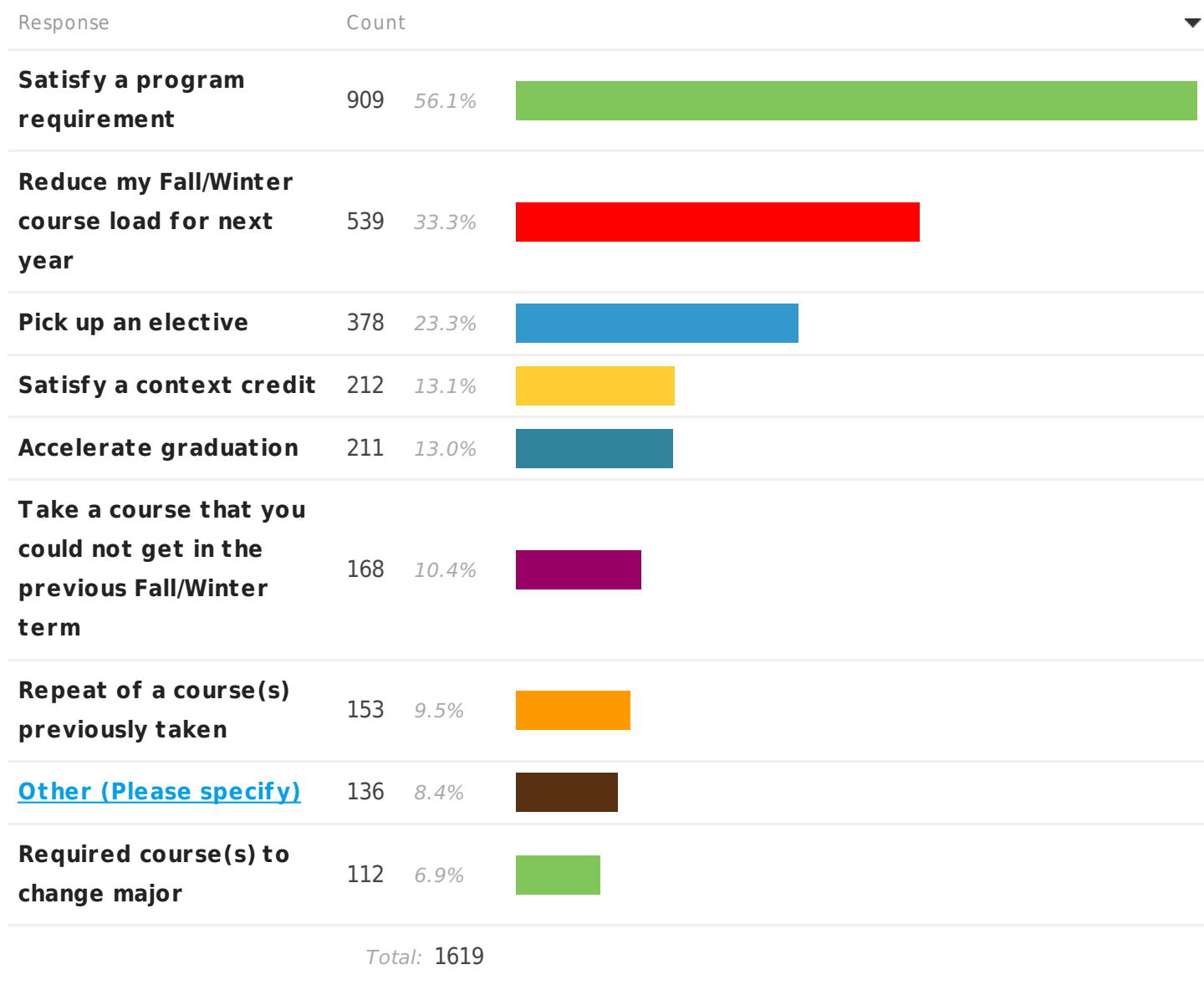
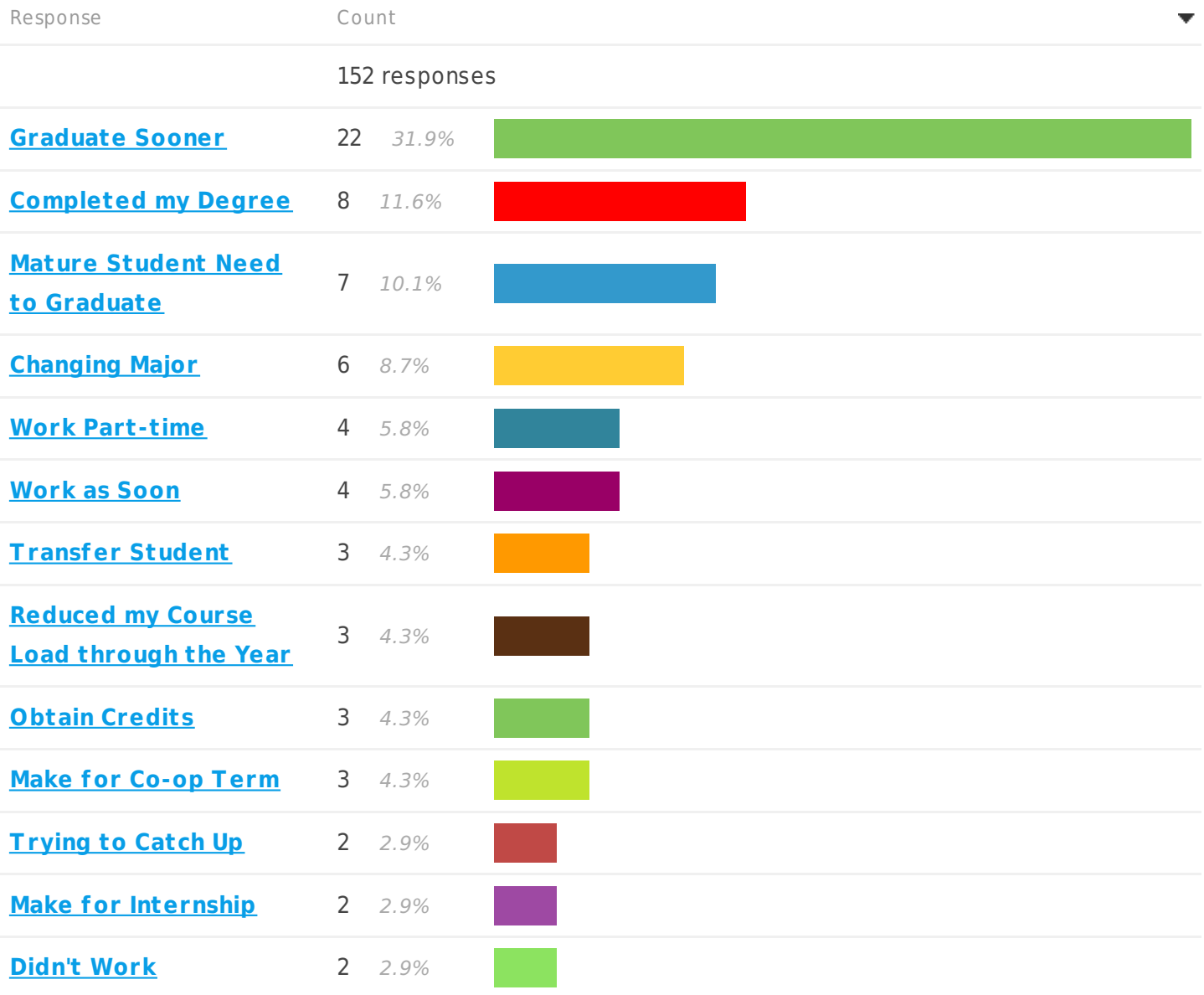


2016 Spring-Summer Courses Report with Text Analysis

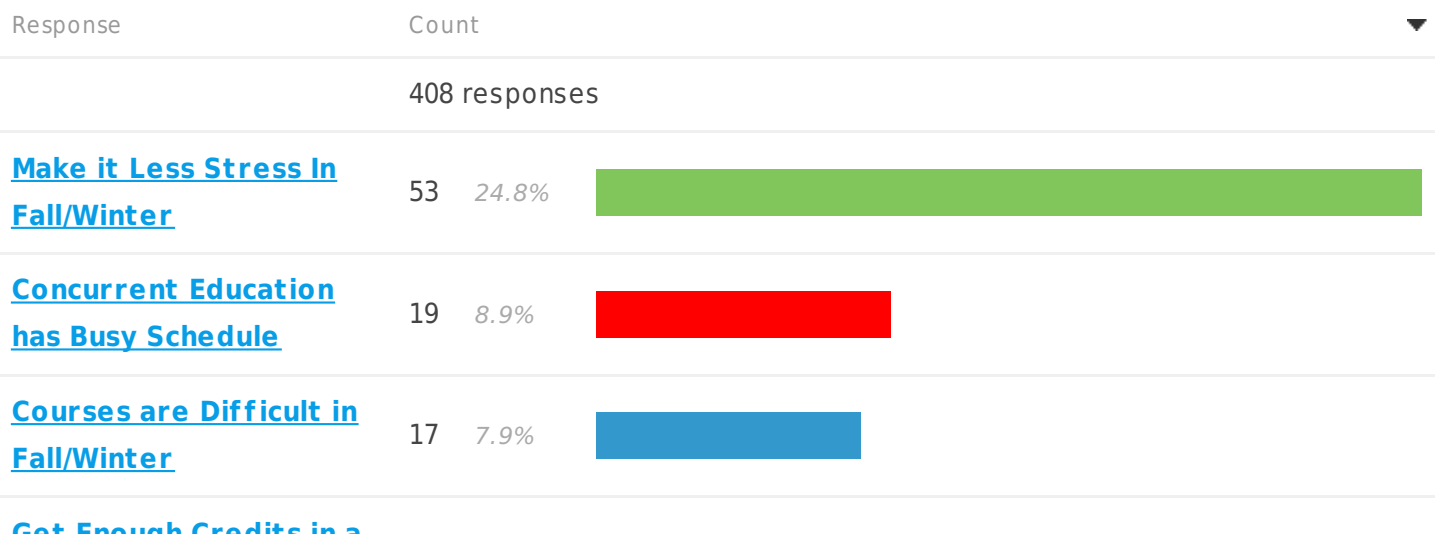
Please tell us why you took or are taking Spring/Summer courses? (Check all that apply).

























If you have selected "Accelerate Graduation" above, please tell us what you mean by "Accelerate Graduation" and why you want to accelerate? (Optional)



If you have selected "Reducing Fall/Winter course load" above, please tell us why you want to reduce Fall/Winter course load. (Optional)



Get Enough Credits in a Year	16	7.5%	
To Get Higher Grades	15	7.0%	
I am a Varsity Athlete	13	6.1%	
Lighten Workload in Fall/Winter	11	5.1%	
Doing Volunteer Jobs	9	4.2%	
Like to Have a Job	8	3.7%	
It is the Final Year	7	3.3%	
Part Time Job	6	2.8%	
Lighter Course Load for next Year	4	1.9%	
Writing a Thesis	3	1.4%	
Put Effort in all my Classes	3	1.4%	
Nursing Student	3	1.4%	
Focus on Fewer Courses	3	1.4%	
Feeling Overwhelmed	3	1.4%	
Difficult Program	3	1.4%	
To Successfully Complete My Degree	2	0.9%	
Studying for LSAT	2	0.9%	
Stressful to Manage	2	0.9%	
Really Hard In Fall/Winter	2	0.9%	
Mature Student	2	0.9%	
Focus on all the other Things	2	0.9%	
Expensive for me to Pay	2	0.9%	

Response	Count	Percentage	Bar Color
Fees	2	0.9%	Yellow
Effort into my Assignments	2	0.9%	Dark Blue
Delayed Graduation	2	0.9%	Purple

Were all the courses you wanted to take in Spring/Summer offered ?

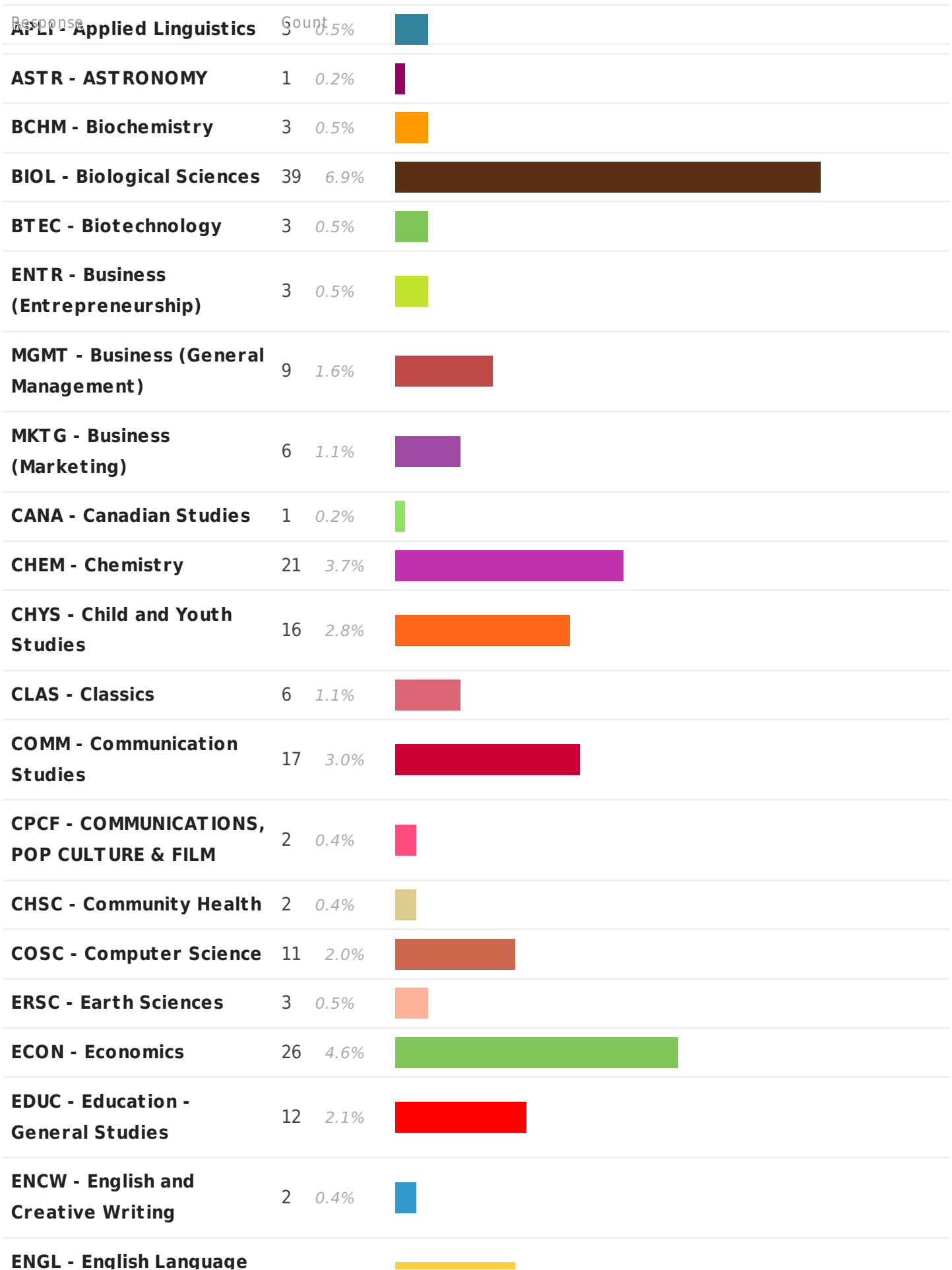
Response	Count	Percentage	Bar Color
Yes	1060	65.5%	Green
No	559	34.5%	Red
<i>Total: 1619</i>			





















If you selected "No" above, select the year and subject of the course you wanted to take but was not offered: | Course Year Level





















Response	Count	Percentage	Bar Color
Year 1	75	13.0%	Green
Year 2	159	27.5%	Red
Year 3	199	34.4%	Blue
Year 4	146	25.2%	Yellow
<i>Total: 579</i>			

If you selected "No" above, select the year and subject of the course you wanted to take but was not offered: | Course Subject

Response	Count	Percentage	Bar Color
ACTG - Accounting	27	4.8%	Green
ADED - Adult Education	23	4.1%	Red
APCO - APPLIED COMPUTING	2	0.4%	Blue
ADST - Applied Disability Studies	1	0.2%	Yellow



Response	Count	Percentage	Bar
and Literature	11	2.0%	
FILM - Film Studies	2	0.4%	
FNCE - Finance	15	2.7%	
FINA - Fine Arts	1	0.2%	
FREN - French Studies	17	3.0%	
FISP - FRENCH, ITALIAN AND SPANISH	1	0.2%	
GEOG - Geography	13	2.3%	
GREE - Greek	2	0.4%	
HLSC - Health Sciences	40	7.1%	
PORT - HISPANIC AND LATIN AMERICAN STUDIES - PORTUGUESE	1	0.2%	
HIST - History	8	1.4%	
HUMA - Humanities-- Integrated Studies	2	0.4%	
ITIS - INFORMATION TECHNOLOGY & INFORMATION SYSTEMS	4	0.7%	
IASC - Interactive Arts and Science	7	1.2%	
JAPA - JAPANESE	1	0.2%	
KINE - Kinesiology	31	5.5%	
PEKN - KINESIOLOGY	1	0.2%	
LABR - Labour Studies	6	1.1%	
LING - Linguistics: General Linguistics Stream	6	1.1%	
MSCM - MANAGEMENT	1	0.2%	

Response	Count		
MAND - MANDARIN CHINESE	1	0.2%	
MATH - Mathematics	17	3.0%	
MARS - Medieval and Renaissance Studies	1	0.2%	
MUSI - Music (Bachelor of Arts)	2	0.4%	
NEUR - Neuroscience	4	0.7%	
NUSC - Nursing	7	1.2%	
OEVI - Oenology and Viticulture	1	0.2%	
OPER - OPERATIONS MANAGEMENT	3	0.5%	
OBHR - ORGANIZATIONAL BEHAVIOUR	4	0.7%	
PHIL - Philosophy	4	0.7%	
PHYS - Physics	10	1.8%	
POLI - Politics	14	2.5%	
PSYC - Psychology	50	8.9%	
RECL - Recreation and Leisure Studies	7	1.2%	
SOCI - Sociology	18	3.2%	
SPMA - Sport Management	5	0.9%	
TREN - Tourism and Environment	1	0.2%	
VISA - Visual Arts	2	0.4%	
WGST - Women's and Gender Studies	2	0.4%	
WDIT - WDIT INC	2	0.4%	

Total: 564



Please write other course(s) you wanted to take but was NOT offered in Spring Summer 2015 (Optional)

Response




Count

233 responses

Response	Count	Percentage
Education	11	8.1%
MATH	9	6.7%
ECON	7	5.2%
CHYS	7	5.2%
ACTG	7	5.2%
KINE	6	4.4%
COMM	6	4.4%
Studies	5	3.7%
SPMA	4	3.0%
ERSC	4	3.0%
ADED	4	3.0%
3P97	4	3.0%
2p97	4	3.0%
2P12	4	3.0%
HLSC 2p50	3	2.2%
French	3	2.2%
FNCE	3	2.2%
Finance	3	2.2%
CHEM 2p21	3	2.2%
2p91	3	2.2%
2P51	3	2.2%

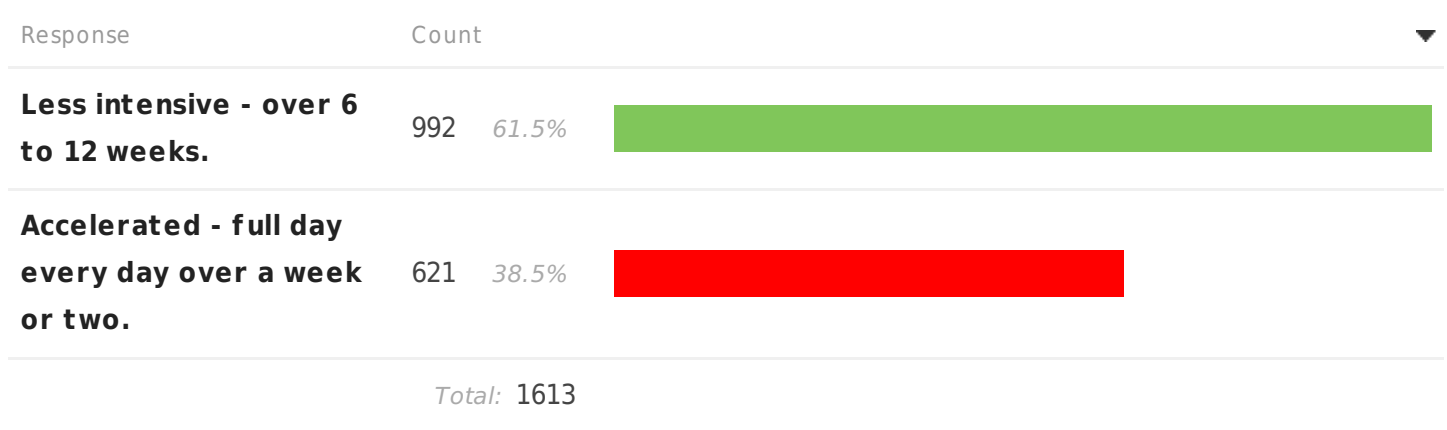
Response	Count	
SOC1 2P11	2 1.5%	
Psych	2 1.5%	
PSYC 2P20	2 1.5%	
Poli 2F12	2 1.5%	
Japa 1F00	2 1.5%	
Human Geography	2 1.5%	
HIST	2 1.5%	
Economics	2 1.5%	
COSC	2 1.5%	
Business Electives	2 1.5%	
Biology and Chemistry	2 1.5%	
BIOL 2P02	2 1.5%	
Actg4p12 Actg4p62	2 1.5%	
4P50	2 1.5%	
4p10	2 1.5%	
2p03	2 1.5%	

What is your preferred Spring-Summer course delivery method ?

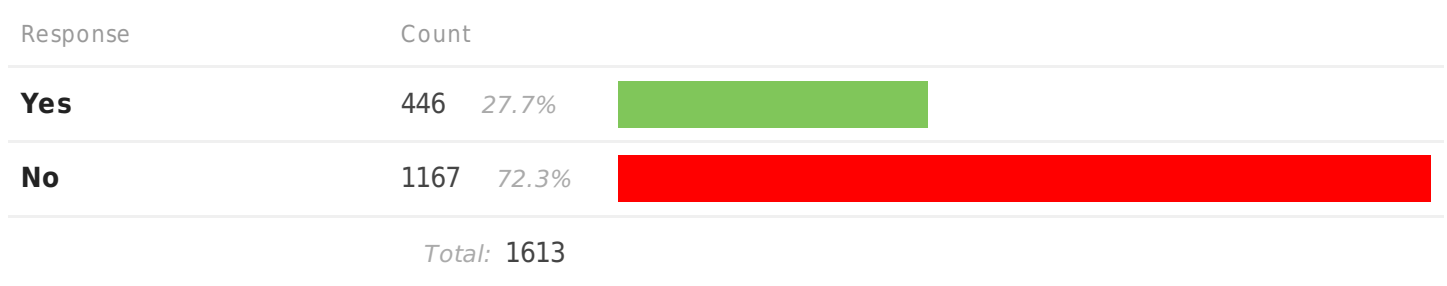
Response	Count	
Face to face in the classroom	645 40.0%	
Fully online	598 37.1%	
Partly online, partly in the classroom	370 22.9%	

Total: 1613

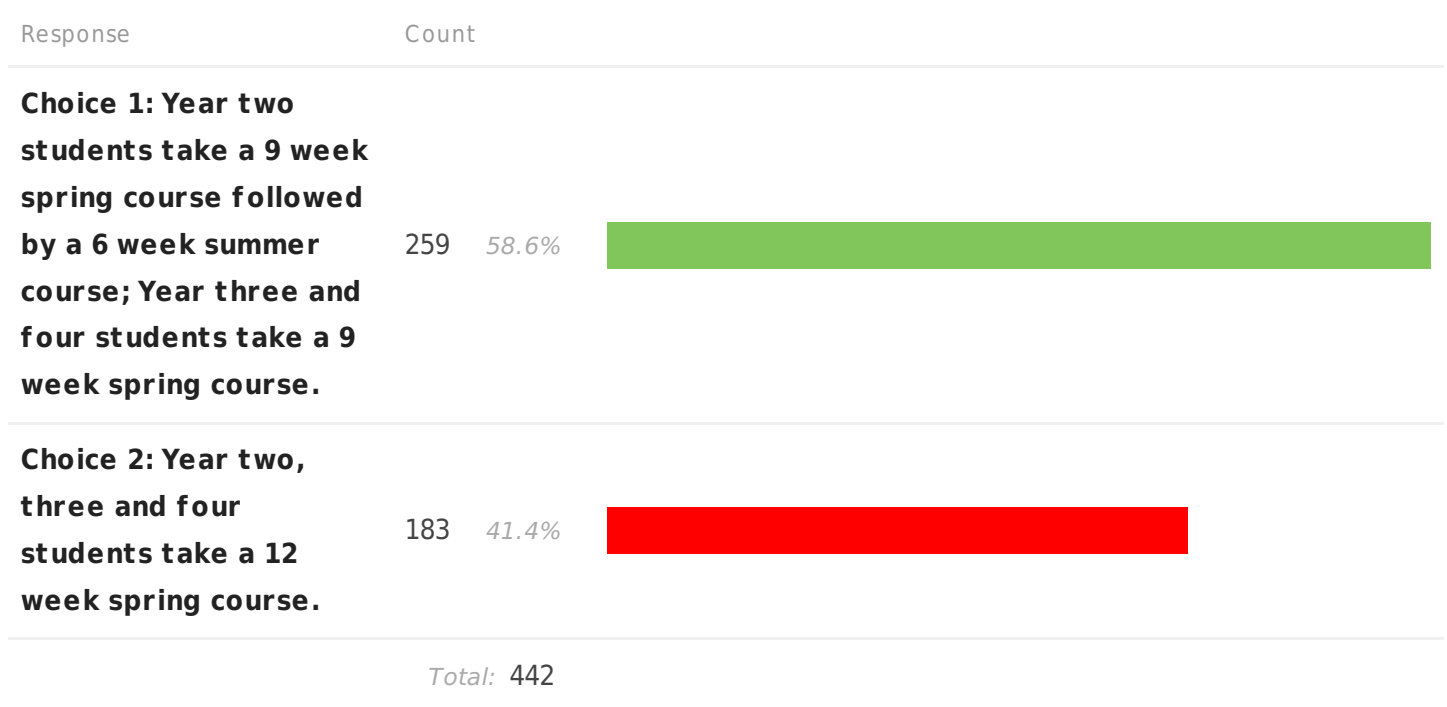
Do you prefer to take a course:



Are you a Goodman School of Business Student?











If so, select the spring/summer course schedule you prefer most:





Would you prefer a program that requires you to take classes year round if it meant you could graduate in 3 to 3.5 years?

Response	Count	
Yes	647 55.3%	
No	522 44.7%	
<i>Total: 1169</i>		

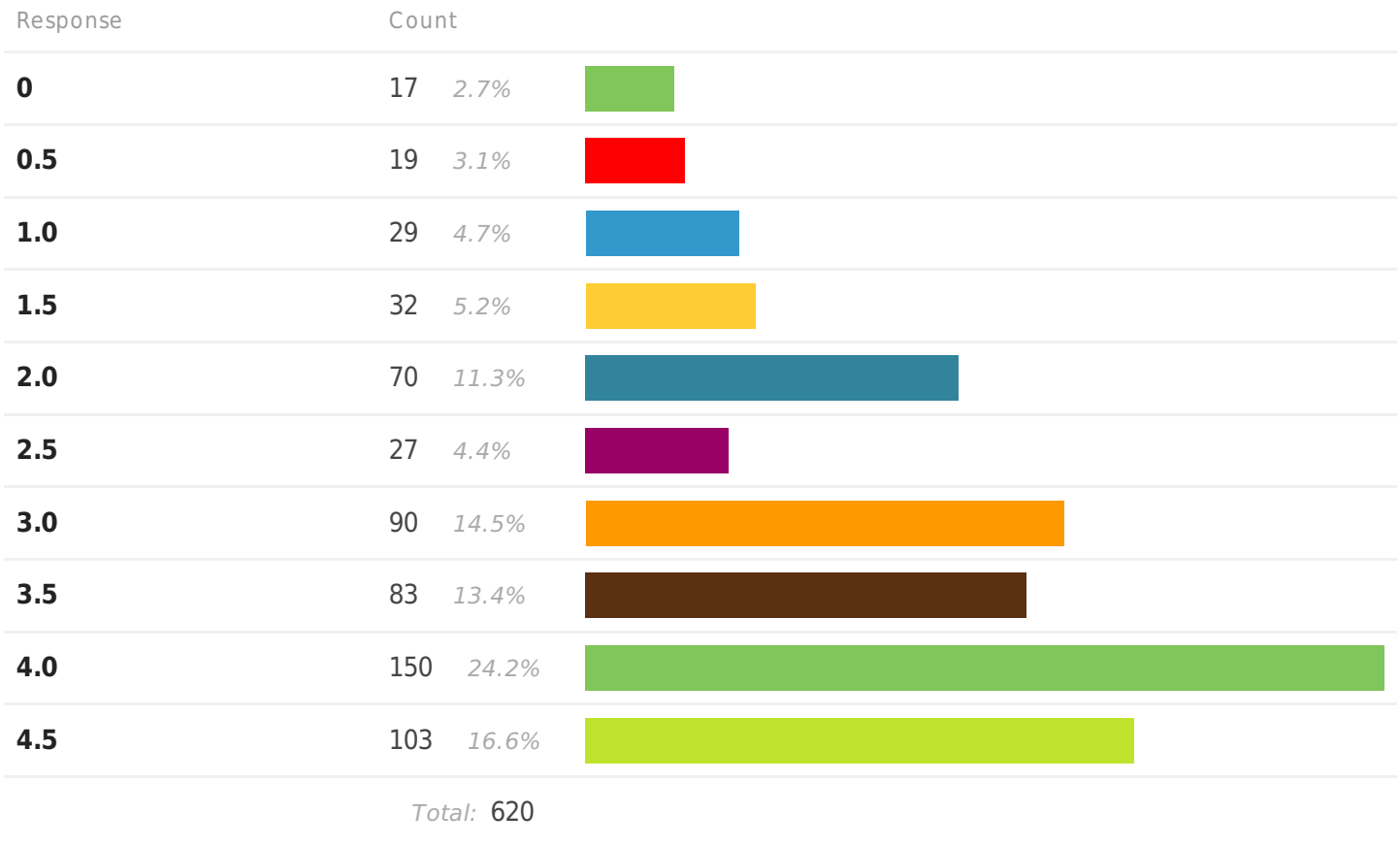
Select the Spring/Summer course durations that you would be open to taking (select all that apply):

Response	Count	
6 weeks	973 83.3%	
7 weeks	607 52.0%	
8 weeks	668 57.2%	
9 weeks	325 27.8%	
10 weeks	340 29.1%	
11 weeks	191 16.4%	
12 weeks	253 21.7%	
Not Applicable	38 3.3%	
<i>Total: 1168</i>		

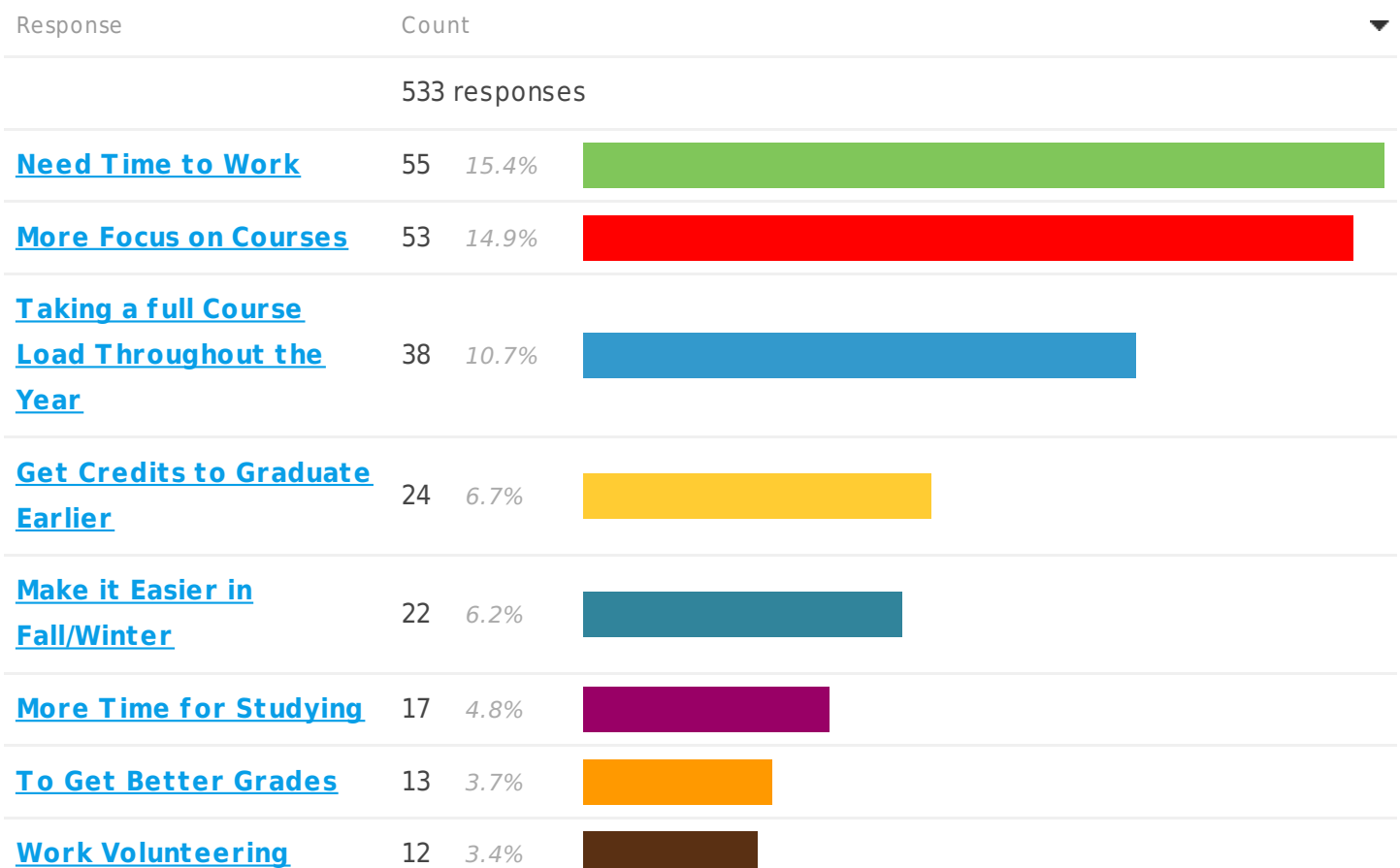
Do you intend to take a reduced course load in Fall-Winter 2016-17?


Response	Count	
Yes	590 36.7%	
No	1018 63.3%	
<i>Total: 1608</i>		








How many credits (total credit weight) do you plan on taking in 2016/17 Fall/Winter?








Please tell us why you want to take a reduced course load in Fall/Winter 2016-17








Response	Count		
Commitments	9	2.5%	
Mental Health	8	2.2%	
Focus on my Major	8	2.2%	
Fourth Year	7	2.0%	
Completing my Degree	7	2.0%	
Varsity Athlete	6	1.7%	
Nursing Program	6	1.7%	
Balance School	6	1.7%	
Reduced Workload	5	1.4%	
Making more free Time	5	1.4%	
Stress Levels	4	1.1%	
Able to Balance	4	1.1%	
Thesis Writing	3	0.8%	
Student with a Disability	3	0.8%	
Learning Disability	3	0.8%	
Half Credit	3	0.8%	
Graduate in October	3	0.8%	
Focus my Attention	3	0.8%	
Finding a Job	3	0.8%	
Classes Left	3	0.8%	
Average High	3	0.8%	
Way it won't be as Hard	2	0.6%	
Semester more Enjoyable	2	0.6%	
Remaining to Graduate	2	0.6%	
Learn more and get a	2	0.6%	

Response	Count	Percentage	Bar
High Mark	2	0.6%	
Feel less Overwhelmed and Feel	2	0.6%	
Early Graduation	2	0.6%	
Doing well Academically	2	0.6%	
Accelerate Graduation	2	0.6%	
Academic Probation	2	0.6%	
Able to Concentrate	2	0.6%	

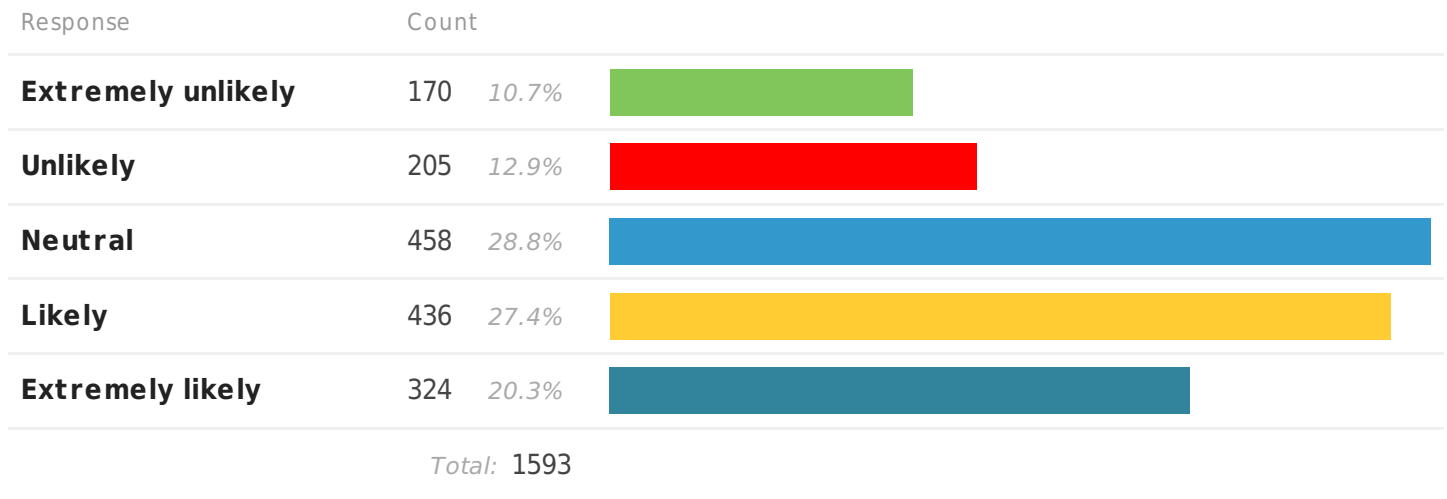
How satisfied are/were you with number of Spring/Summer courses offered in 2016?

Response	Count	Percentage	Bar
Not at all satisfied	135	8.5%	
Slightly satisfied	242	15.2%	
Moderately satisfied	692	43.4%	
Very satisfied	426	26.7%	
Extremely satisfied	98	6.2%	
<i>Total: 1593</i>			

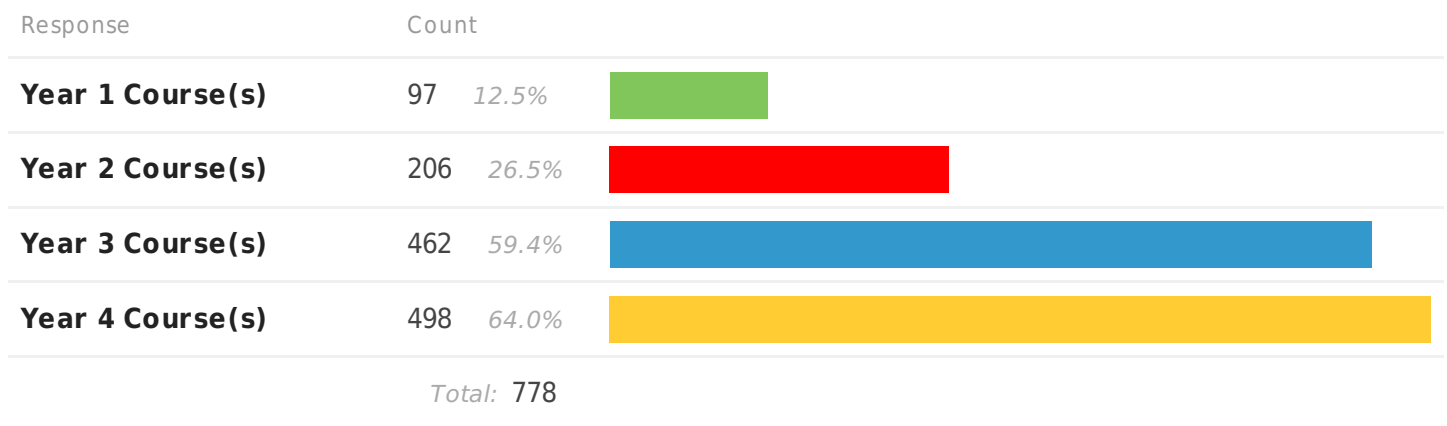
How satisfied are/were you with variety of Spring/Summer courses offered in 2016?

Response	Count	Percentage	Bar
Not at all satisfied	173	10.9%	
Slightly satisfied	333	20.9%	
Moderately satisfied	705	44.3%	
Very satisfied	312	19.6%	
Extremely satisfied	70	4.4%	
<i>Total: 1593</i>			

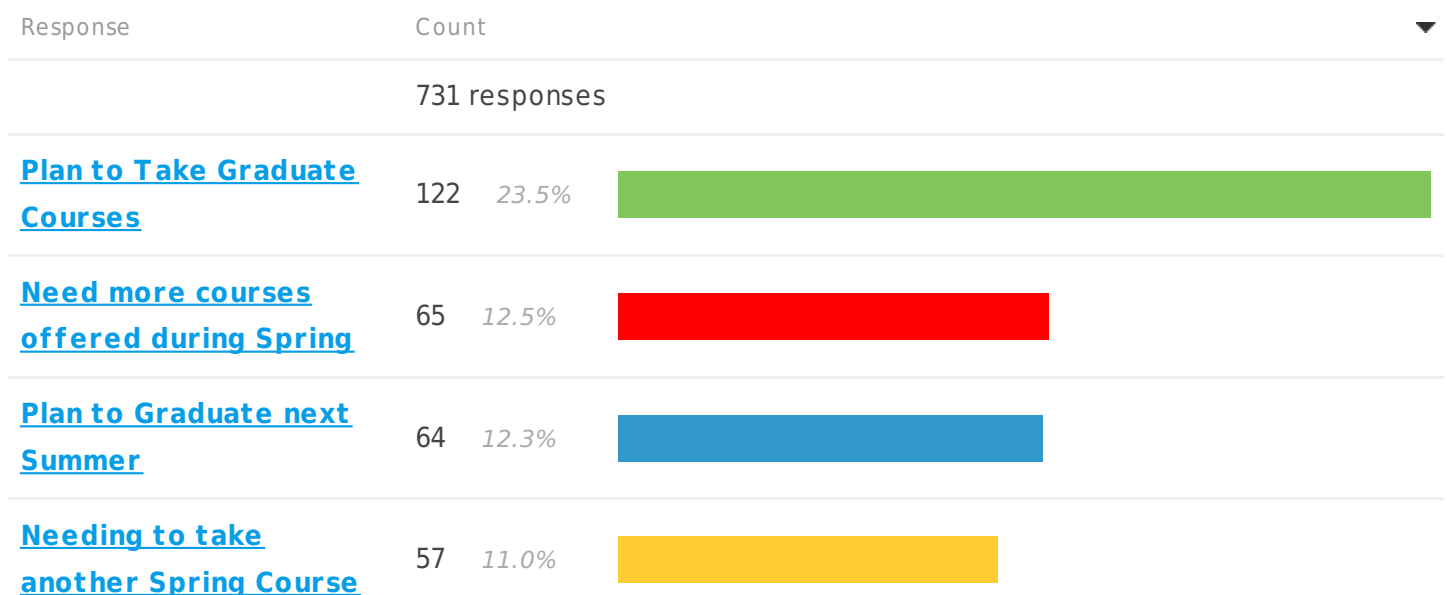
How likely you will take Brock Spring/Summer course(s) again?




























You have selected 'Likely' or 'Extremely Likely' in the question above: Please select which year's course(s) you want to take in 2017 Spring Summer. (Select all that apply)






















Please explain your answers to the questions above (optional).



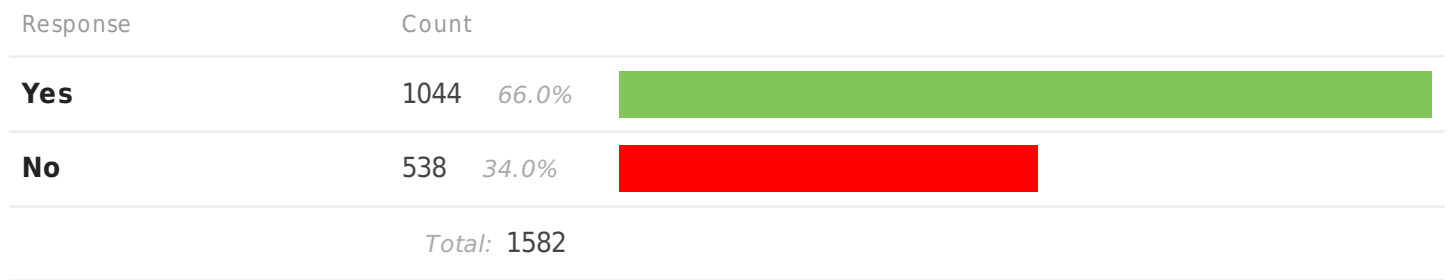
Response	Count		
<u>Those are Courses I Wanted</u>	25	4.8%	
<u>Spring I live at Brock</u>	24	4.6%	
<u>There's no Options</u>	22	4.2%	
<u>Planning to Graduate in 2017</u>	18	3.5%	
<u>Planning to Graduate December 2016</u>	15	2.9%	
<u>To earn Credits I need to Graduate</u>	14	2.7%	
<u>Early Graduated Hopefully</u>	14	2.7%	
<u>Graduating and done need Anymore</u>	9	1.7%	
<u>Going to Graduate in June</u>	9	1.7%	
<u>Fulfill Requirements</u>	7	1.3%	
<u>They are Part of my Program</u>	6	1.2%	
<u>Better if more were Offered</u>	6	1.2%	
<u>Time Period</u>	5	1.0%	
<u>Likely not be back to Brock</u>	5	1.0%	
<u>Finishing Undergrad</u>	5	1.0%	
<u>Business Electives</u>	5	1.0%	
<u>Going into Teachers College</u>	4	0.8%	
<u>Switched Majors</u>	3	0.6%	
<u>Ones Specifically</u>	3	0.6%	

Response	Count	
<u>Ones I have Left</u>	3 0.6%	
<u>Doing a Second</u>	3 0.6%	
<u>BAcc Student</u>	3 0.6%	
<u>Satisfy a Minor</u>	2 0.4%	
<u>Context Requirements</u>	2 0.4%	
		

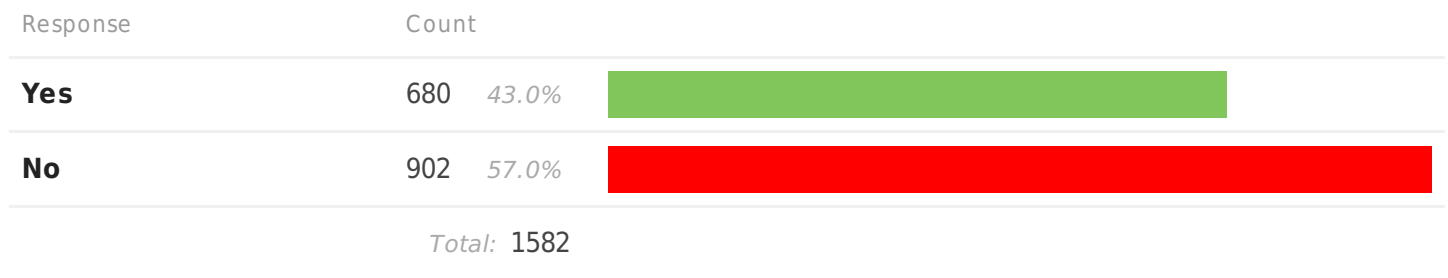
If you had one recommendation to improve your Spring Summer experience at Brock, what would it be?

Response	Count		
	1586 responses		
More Course Options	736	47.2%	
More Online Options	137	8.8%	
Increase Course Length	116	7.4%	
Better Exam Schedules	76	4.9%	
Longer Service Hour	74	4.7%	
More Course Schedule Options	63	4.0%	
Provide Bus Pass	58	3.7%	
More Accelerated Courses	54	3.5%	
Better Bus Service Availability	54	3.5%	
More Evening Classes	42	2.7%	
Release Schedules Earlier	39	2.5%	
Better Professor Availability	35	2.2%	
More Options for Professors	20	1.3%	
Longer Library Hours	18	1.2%	
Reduce Parking Fees	15	1.0%	
Reduce Tuition Fees	8	0.5%	
Better Lecture	7	0.4%	
More Activities	6	0.4%	
Cheaper Service	2	0.1%	

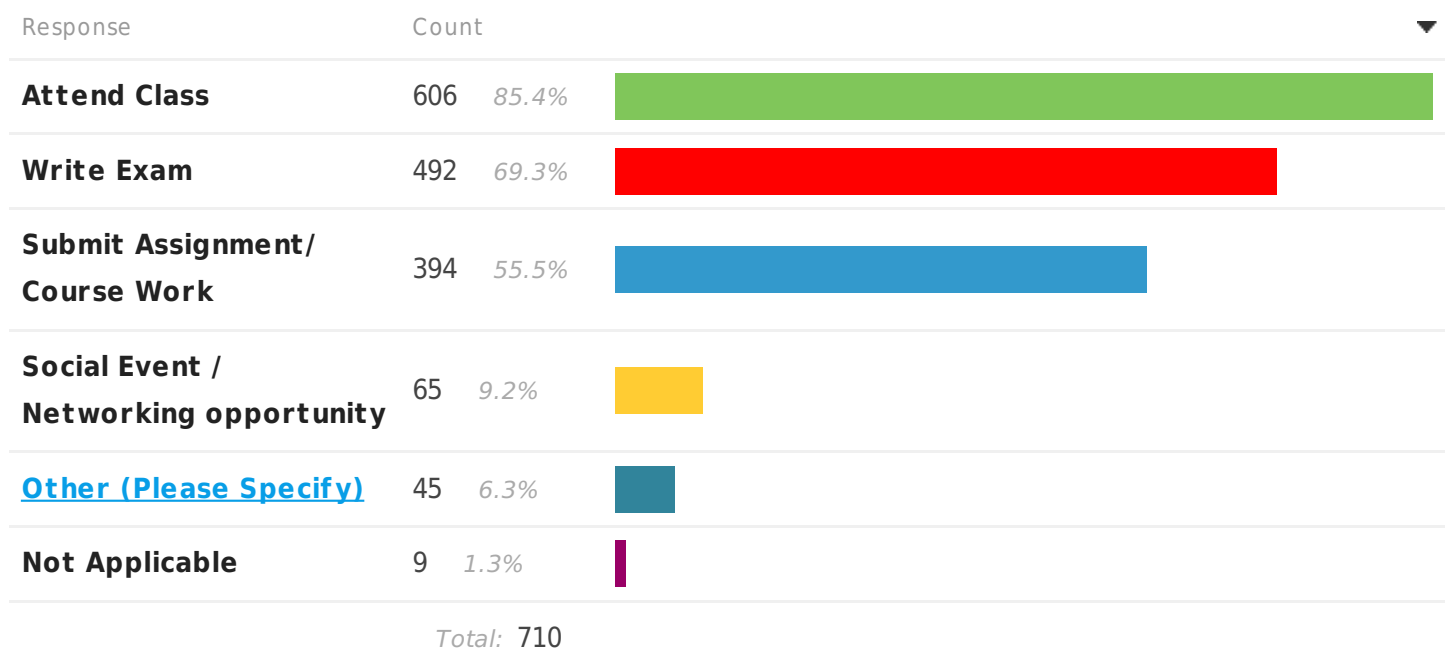
Are you working while you are enrolled in Spring Summer Courses ?



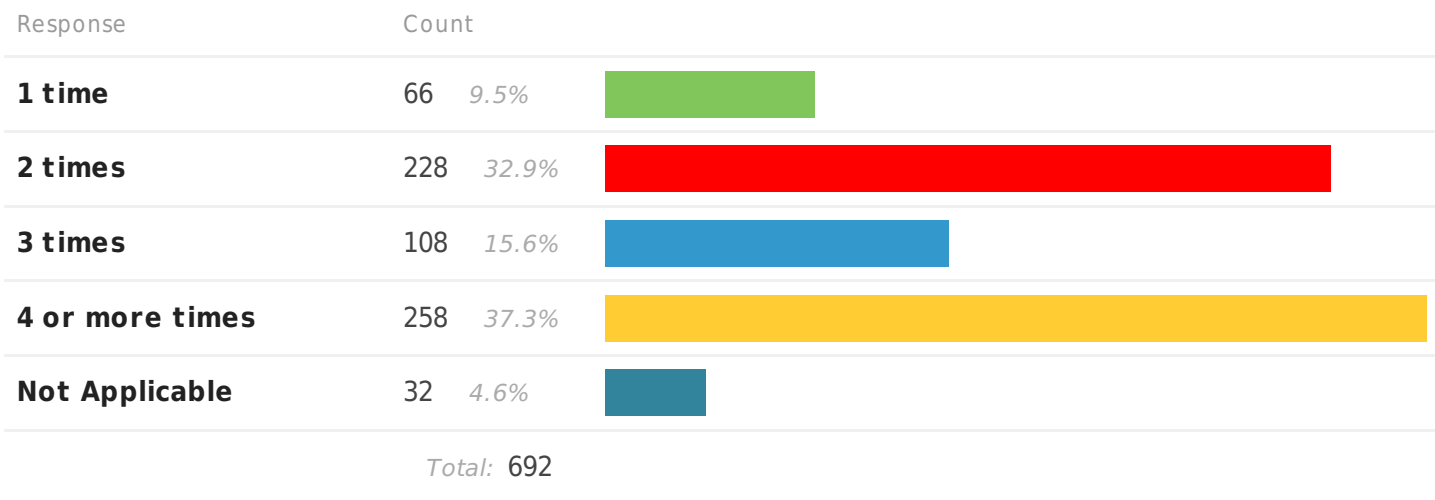
Did you commute to take your Spring Summer course?



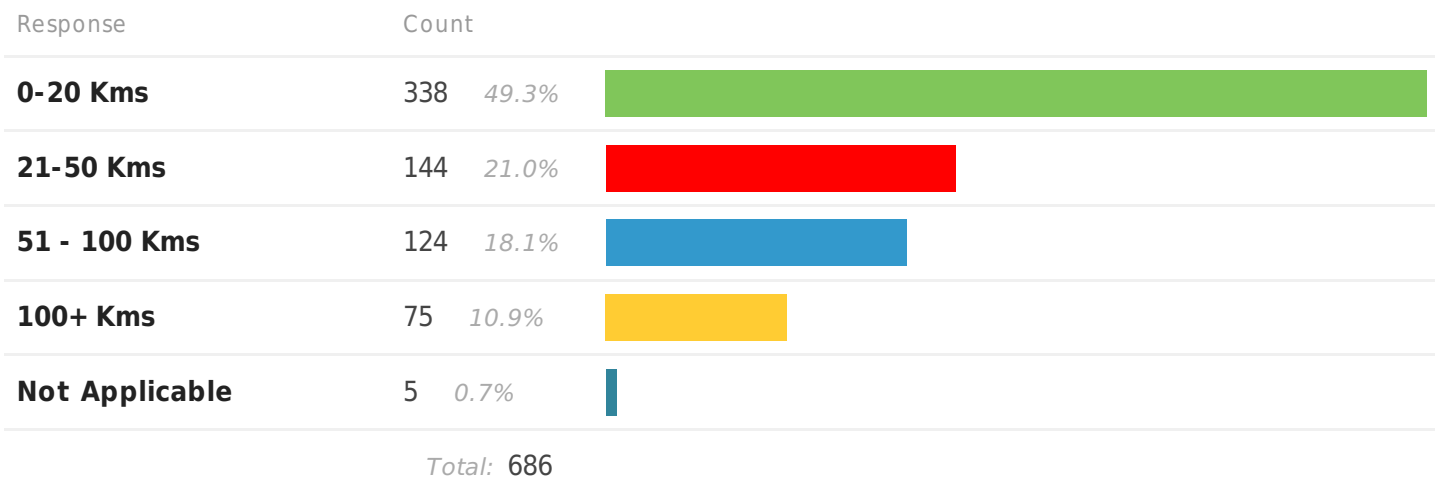
Why did you commute ? (Select all that apply)



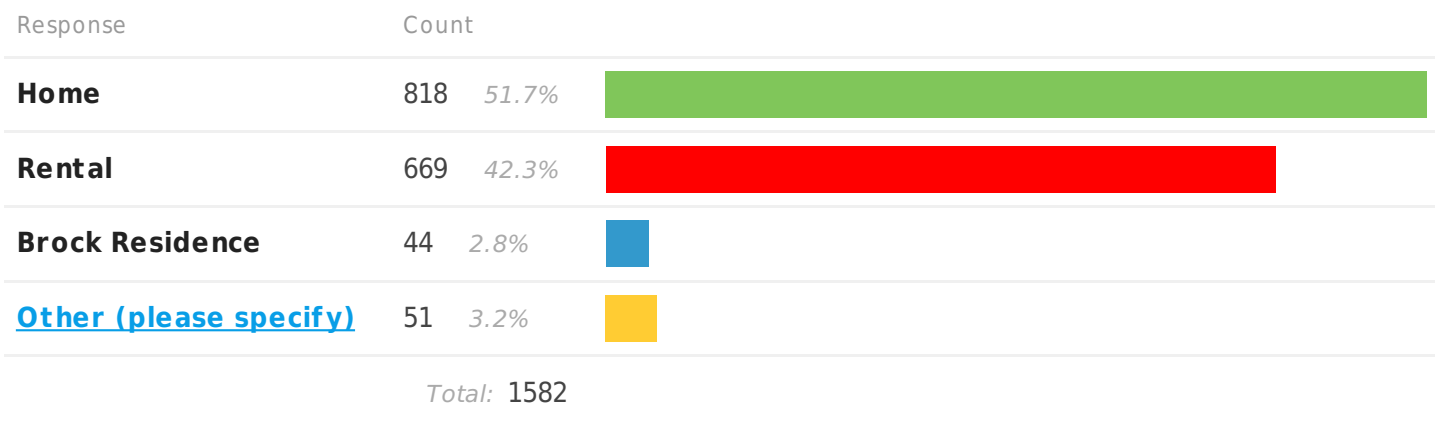
How many times did you commute a week ?










How far did you have to commute (One-Way) ?













Where did you live during your Spring/Summer studies?





Members of Brock Community

Response	Count	
Academic adviser	938 59.3%	
Friend/family/Fellow Peer	705 44.6%	
Faculty Members	293 18.5%	
Co-op Office	189 11.9%	
Career Services	62 3.9%	
Other Brock University staff member	98 6.2%	
<u>Other (Please specify)</u>	155 9.8%	
<i>Total: 1582</i>		



Promotion and Marketing initiatives

Response	Count	
Brock banners	258 16.3%	
Brock Digital signs on campus	144 9.1%	
Brock newspaper	73 4.6%	
Brock University's website	1013 64.1%	
Campus student day-planner	106 6.7%	
Digital signs on campus	67 4.2%	
Email newsletters through Student Price Card™	74 4.7%	
Public transit signage	37 2.3%	
Social media	417 26.4%	
<u>Other (Please specify)</u>	134 8.5%	
<i>Total: 1580</i>		

Do you want to participate in random draws for the prizes.

Response	Count	
Yes	1549 98.0%	
No	31 2.0%	
<i>Total: 1580</i>		

If the random draw system selects you as a winner. Do you give us your consent to announce your name in Brock University's website or other Brock University publications?(Please note that no personal information will be published)

Response	Count	
Yes	1367 88.0%	
No	186 12.0%	
<i>Total: 1553</i>		