



Let's  
Take the  
Bus

# How to take the bus



Prepare



Board and Pay



Riding and Getting Off

# Preparing to take the bus

1. Find your routes
2. Figure out arrival and departure times

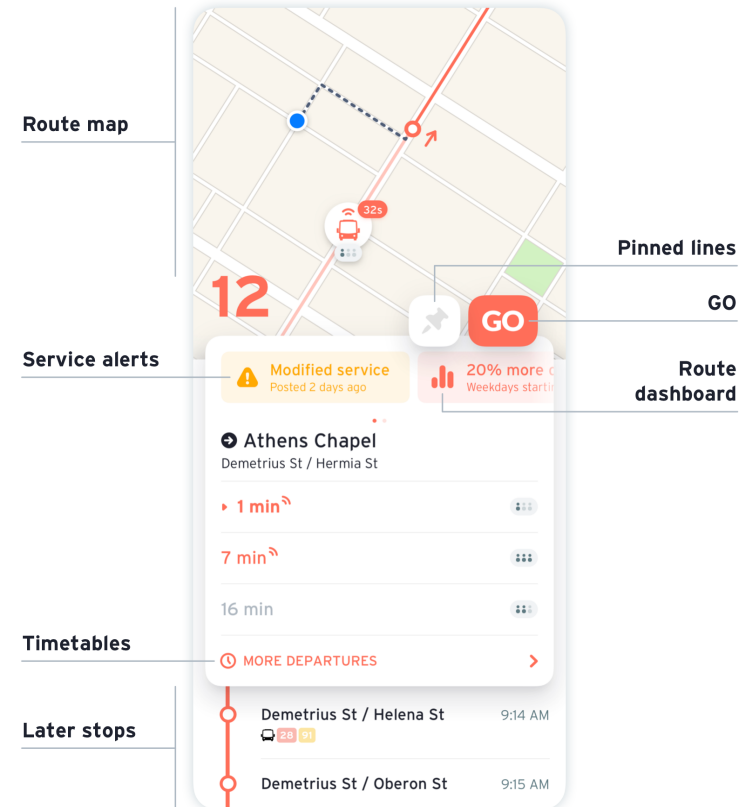
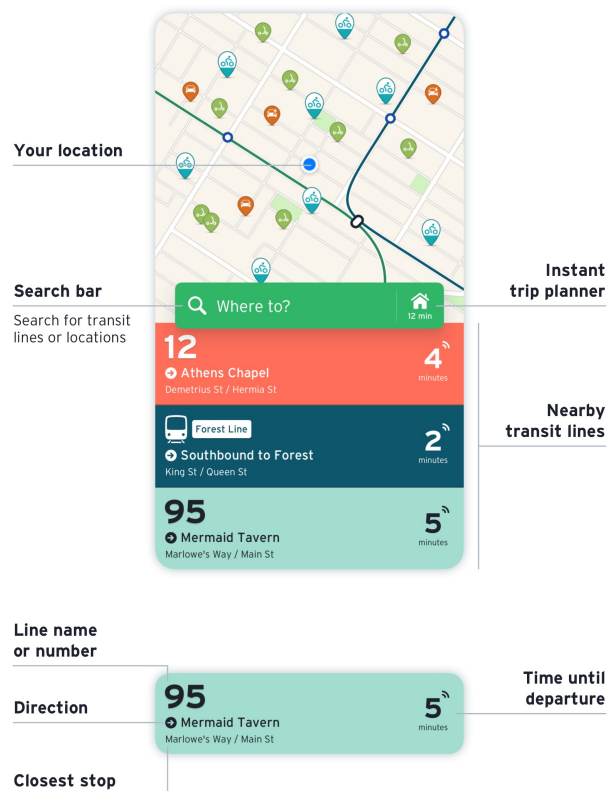


## Bus Routes & Times

- Bus routes and times can be found on either:
  - Google Maps
  - Transit App



# Using the Transit App






## TIP: Popular Bus Stops



Outside "Schmon Tower"  
(Brock University)



Outside "The Bay"  
(Pen Center)

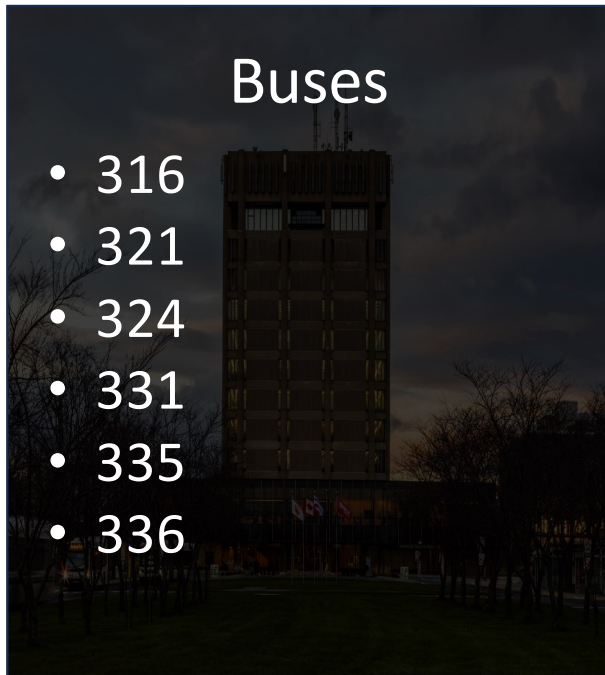


Union Bus Terminal  
(Downtown St.  
Catharines)

## TIP: Popular Bus Stops

### Buses

- 316
- 321
- 324
- 331
- 335
- 336



Outside “Schmon Tower”  
(Brock University)

### Buses

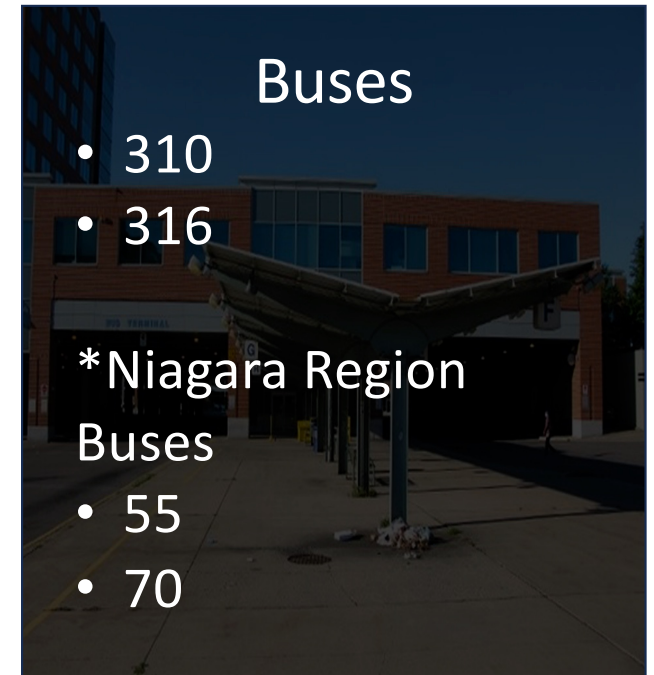
- 304
- 310
- 320
- 335
- 336



Outside “The Bay”  
(Pen Center)

### Buses

- 310
- 316
- \*Niagara Region  
Buses
- 55
- 70



Union Bus Terminal  
(Downtown St.  
Catharines)



# Getting on the Bus

---

1. Make sure you are at the right stop
2. Stand at a safe distance
3. Make sure you're getting on the correct bus number and headed in the direction







# Pay your fare

Pay your fare - swipe or enter your bus pass in the fare box

If you are unsure of the bus stop or fare, ASK FOR HELP!!

## Getting off the Bus

1. Ring the buzzer/Pull the yellow signal cord well in advance of your stop so that your driver can safely stop
2. Get off the bus using the front or back doors
3. Don't forget to thank the bus driver when getting off!



# Quick Video Summary



Now that you know how to ride the bus,  
**Be Safe, Be Respectful, Be Responsible**