

Ontario Labour Market Report

CIP Program 31.01: Recreation and Leisure Studies

Most Relevant Academic Program(s) at Brock: Recreation and Leisure Studies

EMSI Q3 2016 Data Set

February 2017



Institutional Analysis and Planning

Brock University

1812 Sir Isaac Brock Way

905-688-5550



Table of Contents

Section 1: Program Overview

- a) How many degrees are completed in Ontario (Labour Supply)?3
- b) What types of degrees are completed in Ontario?.....3
- c) What other similar programs are offered in Ontario?4
- d) What other similar programs are offered at Brock University?.....4

Section 2: Target Occupations

- a) What top growing target occupations are obtained by Alumni?.....5
- b) What are the growth prospects for these occupations (Demand)?6
- c) How much are these target occupations earning?.....7
- d) Where are the hottest places in Ontario in terms of job growth?8

Section 3: Top Three Target Occupation Summaries

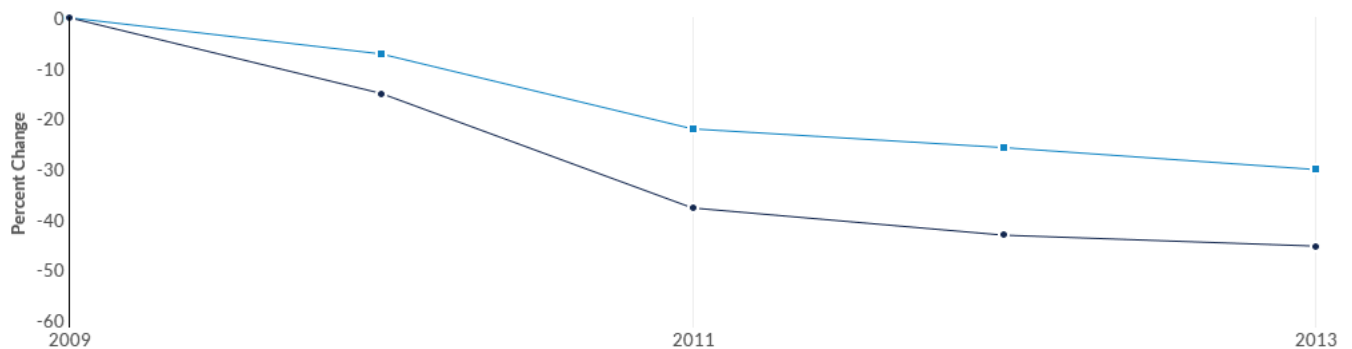
***Includes Description, Skills & Competencies, Ontario Trends in Field, Location of Job, Industries*

- a) Program Leader and Instructor in Recreation, Sport and Fitness.....10
 - b) Other Professional Occupations in Therapy and Assessment.....12
 - c) Other Assisting Occupations in Support of Health Service.....14
- Reference and Notes.....16

Section 1: Program Overview for Recreation and Leisure Studies (31.01)

22 Ontario Institutions had Completions in the last 5 years	506 Ontario Program Completions (2013)
--	--

a) How many degrees are completed in Ontario? (31.01)



Region	2009 Completions	2013 Completions	% Change
• Ontario	926	506	-45.3%
• Canada	1,578	1,103	-30.1%

b) What types of degrees are coming from Ontario? (31.01)



Award Level	Completions (2013)	Percent
• Career, technical or pre-university program	336	66.4%
• Bachelors degree	146	28.8%
• Masters Degree	17	3.4%
• Doctors Degree	7	1.5%

c) What other similar programs are offered in Ontario?

11 Programs (2013)		9,919 Completions (2013)
CIP Code	Program	Completions (2013)
31.05	Health and physical education/fitness	3,681
51.26	Health aides/attendants/orderlies	1,357
51.23	Rehabilitation and therapeutic professions	1,163
51.00	Health services/allied health/health sciences, general	1,060
51.08	Allied health and medical assisting services	1,047

d) What other similar programs are offered at Brock University?

Kinesiology¹ - Kinesiology is a science that studies the human body, and how it moves and functions. The current interest in this discipline reflects a growing understanding about how exercise affects overall health. This bioscience degree is designed for students who wish to concentrate on the science of human movement and will prepare you to meet the requirements for post-graduate degree programs in biophysical kinesiology.

Sport Management² - The program is designed to meet the needs of a rapidly expanding sport industry and incorporate fieldwork experiences for students. Students will be prepared for sport management career opportunities that include marketing, public relations, promotions, communications, human resources and financial, facility and event management in a variety of public, commercial and non-profit organizations.

Public Health³ - The Honours Bachelor of Public Health focuses on individual, community and population health and wellness emphasizing health promotion, health administration, health policy, and health programming and evaluation. Students are prepared for careers in a broad range of community and public health fields, and postgraduate study in health-related disciplines.

Section 2: Target Occupations

a) Which top growing target occupation are obtained by Alumni?

Occupation	2016 Jobs ⁷	Median Hourly Wages ⁸	Growth (2016 - 2024)	Location Quotient ⁴ (2016)
Secondary school teachers	42,242	\$42.60/hr	6.07%	1.03
Program leaders and instructors in recreation, sport and fitness	39,889	\$13.75/hr	5.65%	1.04
Other assisting occupations in support of health services	14,441	\$18.00/hr	6.90%	0.93
Other professional occupations in therapy and assessment	2,629	\$27.88/hr	0.04%	1.10

98,287
Jobs⁷ (2015)
2% above Canada's average

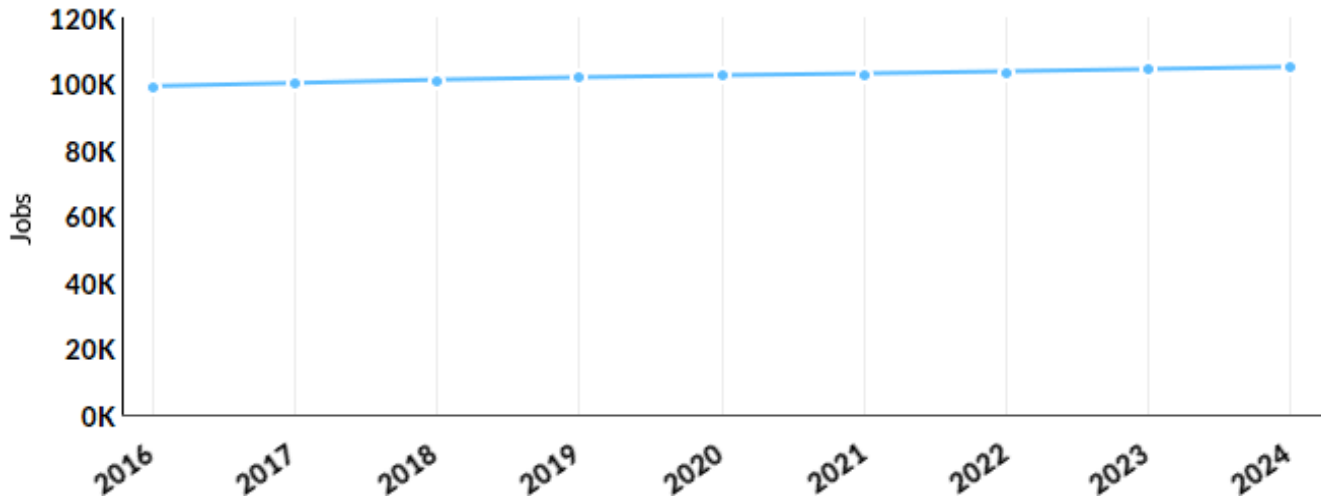
5.9%
% Change (2016-2024)
Canada: 6.4%

\$27.03/hr
Median Hourly Wages⁸
Canada: \$25.79/hr



b) What are the growth prospects for these target occupations?

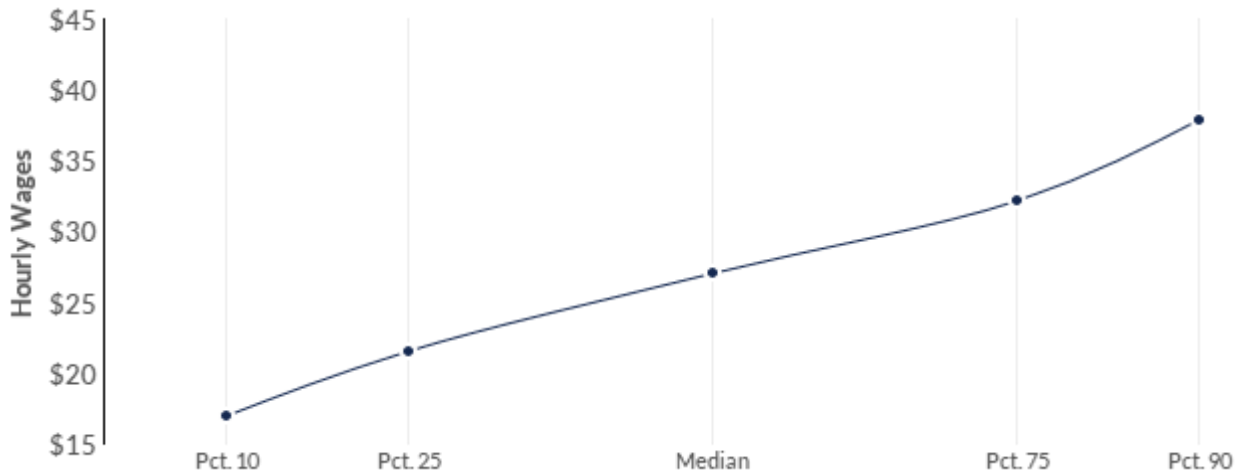
99,201 2016 Jobs ⁷	105,017 2024 Jobs ⁷	5,816 Change (2016-2024)	5.9% % Change (2016-2024)
---	--	------------------------------------	-------------------------------------



Occupation	2016 Jobs ⁷	2024 Jobs ⁷	Change	% Change
Other professional occupations in therapy and assessment (3144)	2,629	2,630	1	0%
Other assisting occupations in support of health services (3414)	14,441	15,437	996	7%
Secondary school teachers (4031)	42,242	44,805	2,563	6%
Program leaders and instructors in recreation, sport and fitness (5254)	39,889	42,144	2,255	6%

c) How much are these target occupations earning?

\$21.53/hr 25th Percentile Wages ⁸	\$27.03/hr Median Wages ⁸	\$32.15/hr 75th Percentile Wages ⁸
---	--	---



Occupation	25th Percentile Wages ⁸	Median Wages ⁸	75th Percentile Wages ⁸
Other professional occupations in therapy and assessment (3144)	\$19.92	\$27.88	\$38.00
Other assisting occupations in support of health services (3414)	\$15.00	\$18.00	\$23.58
Secondary school teachers (4031)	\$33.33	\$42.60	\$48.08
Program leaders and instructors in recreation, sport and fitness (5254)	\$11.50	\$13.75	\$18.00

d) Where are the hottest places in Ontario in terms of job growth?



Census Division	Census Division Name	2016 Jobs ⁷	2024 Jobs ⁷	2016 - 2024 Change	2016 - 2024 % Change	2016 Location Quotient	2024 Location Quotient ⁴	Expected Change	2015 Avg. Hourly Wages ⁸
3529	Brant	1,214	1,362	148	12%	1.27	1.36	77	\$28.65
3506	Ottawa	9,931	11,118	1,187	12%	1.18	1.27	631	\$25.47
3525	Hamilton	4,414	4,939	525	12%	1.30	1.39	280	\$28.83
3532	Oxford	818	908	90	11%	0.95	0.99	52	\$29.52
3502	Prescott and Russell	726	801	75	10%	1.80	1.85	46	\$28.95
3501	Stormont, Dundas and Glengarry	946	1,037	91	10%	1.41	1.46	60	\$28.74
3526	Niagara	3,383	3,705	322	10%	1.20	1.28	214	\$27.97
3524	Halton	4,669	5,095	426	9%	1.26	1.29	297	\$27.06
3509	Lanark	526	573	47	9%	1.56	1.60	33	\$26.93
3528	Haldimand-Norfolk	713	773	60	8%	1.21	1.24	45	\$28.42

Census Division	Census Division Name	2016 Jobs ⁷	2024 Jobs ⁷	2016 - 2024 Change	2016 - 2024 % Change	2016 Location Quotient	2024 Location Quotient ⁴	Expected Change	2015 Avg. Hourly Wages ⁸
3507	Leeds and Grenville	939	1,017	78	8%	1.59	1.62	60	\$26.01
3534	Elgin	528	569	41	8%	1.19	1.24	33	\$30.11
3513	Prince Edward	134	144	10	7%	1.42	1.44	9	\$23.05
3523	Wellington	1,567	1,682	115	7%	0.90	0.90	100	\$25.94
3543	Simcoe	3,194	3,396	202	6%	1.19	1.19	203	\$27.21
3519	York	8,789	9,335	546	6%	1.14	1.12	559	\$26.03
3512	Hastings	1,081	1,147	66	6%	1.07	1.07	69	\$27.38
3522	Dufferin	378	400	22	6%	1.26	1.23	24	\$27.96
3530	Waterloo	3,602	3,802	200	6%	0.87	0.87	228	\$28.07
3511	Lennox and Addington	278	293	15	5%	1.54	1.51	17	\$33.54
3537	Essex	2,729	2,869	140	5%	1.09	1.09	174	\$28.49
3539	Middlesex	3,376	3,541	165	5%	0.97	0.95	214	\$27.42
3547	Renfrew	880	922	42	5%	1.27	1.25	56	\$29.81
3510	Frontenac	1,291	1,348	57	4%	1.05	1.04	82	\$27.70
3518	Durham	4,486	4,681	195	4%	1.43	1.40	285	\$26.29

Brock University continues to play a significant role for employment within our Hamilton-Niagara region

Niagara region named Top 10 cities for occupational change by 2024.

Section 3: Top Three Job Occupation Summaries

a) Program Leader and Instructor in Recreation, Sport and Fitness

Program leaders and instructors in recreation, sport and fitness lead and instruct groups and individuals in recreational, sports, fitness or athletic programs. They are employed by community centres, sports and fitness clubs, outdoor centres, resorts, recreational facilities, health care facilities, retirement homes, correctional institutions, government departments, private businesses, tourism associations and similar establishments⁵.

Technology Skills Required ⁶:

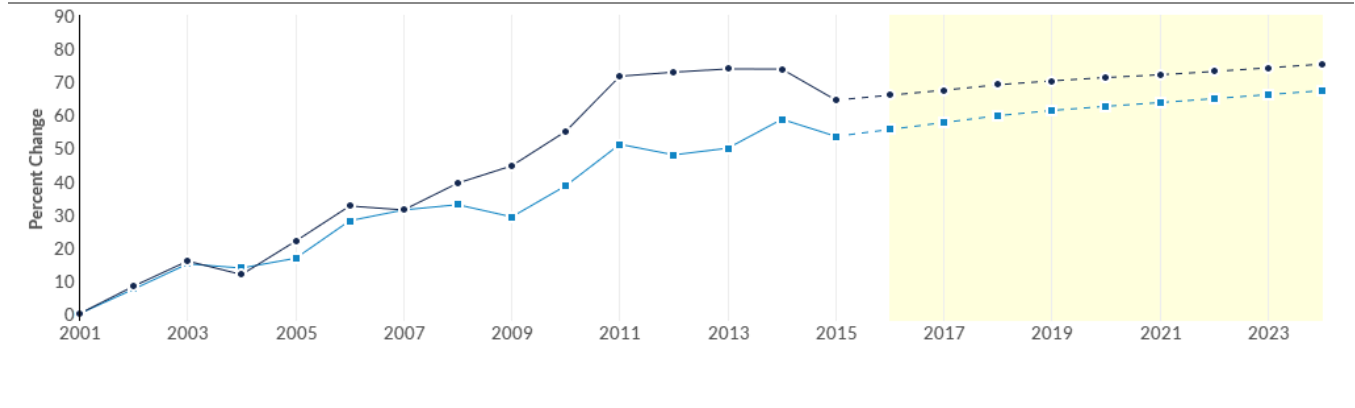
- Project Management Software: BioEx Systems Fitness Maker, Online River Software Personal Trainer Por
- Spreadsheet Software: Microsoft Excel
- Calendar and Scheduling software: Appointment scheduling software; Contemporary Web Plus Appointment Plus

Skills & Abilities Required ⁶:

- Instructing: Teaching others how to do something
- Service Orientation: Actively looking for ways to help people
- Social Perceptiveness: Being aware of others' reactions and understanding why they react as they do

39,533 Jobs ⁷ (2015) 4% above Canada's average	5.7% % Change (2016-2024) Canada: 7.5%	\$13.75/hr Median Hourly Wages ⁸ Canada: \$14.79/hr
--	---	---

Ontario Trends



Region	2016 Jobs ⁷	2024 Jobs ⁷	Change	% Change
• Ontario	39,889	42,144	2,255	5.7%
• Canada	100,433	107,990	7,557	7.5%

Where are the most jobs in Ontario for Program Leaders and Instructors?



Census Metropolitan Aggregate	2024 Jobs ⁷
Toronto	20,201
Ottawa - Gatineau	7,622
Hamilton	1,590
Kitchener - Cambridge - Waterloo	1,301
London	1,195

Who are employing Program Leaders and Instructors?

Industry	Occupation Jobs ⁷ in Industry (2015)	% of Occupation in Industry (2015)	% of Total Jobs ⁷ in Industry (2015)
Other amusement and recreation industries	14,620	37.0%	26.9%
Local, municipal and regional public administration	9,520	24.1%	5.2%
Other schools and instruction	4,601	11.6%	16.4%
Civic and social organizations	2,467	6.2%	8.3%
Recreational vehicle (RV) parks and recreational camps	1,238	3.1%	22.0%

There is an increase of 2,000+ Program Leader positions by 2024.

b) Other Professional Occupations in Therapy and Assessment

This unit group includes specialized therapists not elsewhere classified who use techniques such as athletic, movement, art or recreational therapy to aid in the treatment of mental and physical disabilities or injuries. They are employed by establishments such as hospitals, rehabilitation centres, extended health care facilities, clinics, recreational centres, nursing homes, industry, educational institutions and sports organizations, or they may work in private practice⁵.

Technology Skills Required⁶:

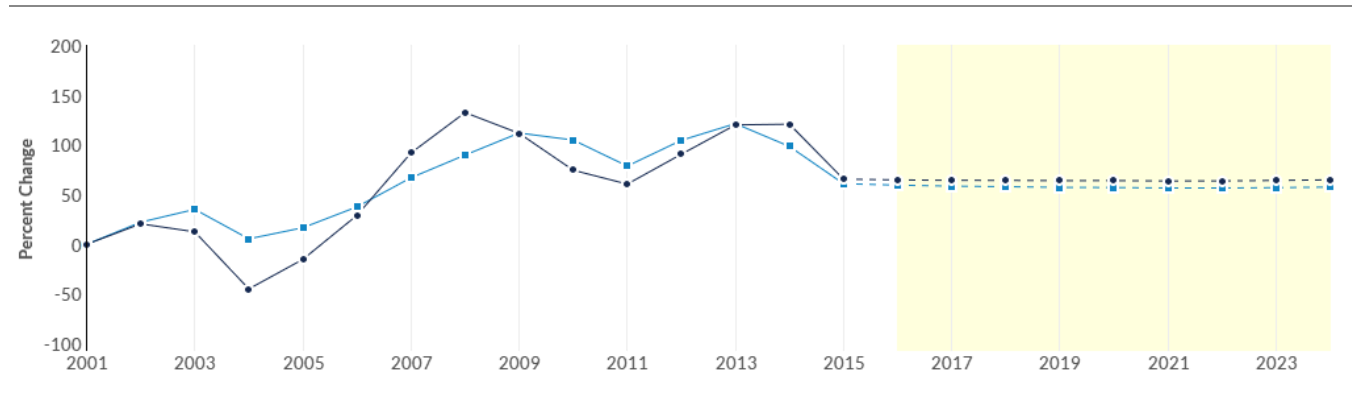
- Accounting Software: Billing Software
- Medical Software: Electronic medical record EMR software; MEDITECH software
- Office Suite Software: Microsoft Outlook

Skills & Abilities Required⁶:

- Speaking: Talking to others to convey information effectively.
- Critical Thinking: Use logic and reasoning to identify strengths and weaknesses of alternative solutions, conclusion or approaches to problems

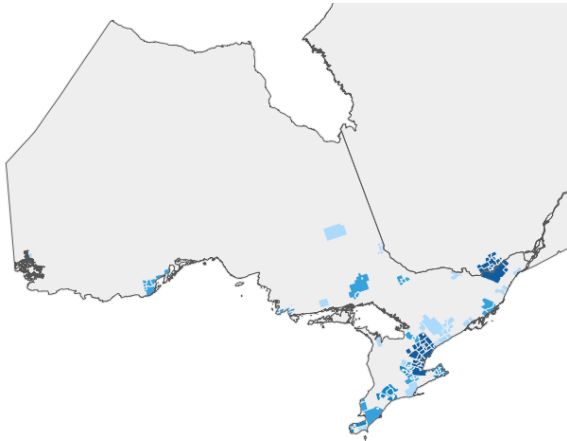
2,642 Jobs ⁷ (2015) 10% above Canada's average	0.0% % Change (2016-2024) Canada: -1.2%	\$27.88/hr Median Hourly Wages ⁸ Canada: \$25.92/hr
--	--	---

Ontario Trends



Region	2016 Jobs ⁷	2024 Jobs ⁷	Change	% Change
• Ontario	2,629	2,630	1	0.0%
• Canada	6,211	6,134	-77	-1.2%

Where are the most jobs in Ontario for Professionals in Therapy and Assessment?



Census Metropolitan Aggregate	2024 Jobs ⁷
Toronto	354
Ottawa - Gatineau	292
Hamilton	267
London	193
Windsor	156

Who are employing Professionals in Therapy and Assessment?

Industry	Occupation Jobs ⁷ in Industry (2015)	% of Occupation in Industry (2015)	% of Total Jobs ⁷ in Industry (2015)
Offices of other health practitioners	579	21.9%	1.9%
General medical and surgical hospitals	546	20.7%	0.3%
Nursing care facilities	297	11.2%	0.5%
Local, municipal and regional public administration	199	7.5%	0.1%
Community care facilities for the elderly	168	6.4%	0.4%

Brock University students have been successful with finding employment within our local Hamilton-Niagara region and capital city of Toronto.

c) Other Assisting Occupations in Support of Health Services

This unit group includes workers who provide services and assistance to health care professionals and other health care staff. They are employed in hospitals, medical clinics, offices of health care professionals, nursing homes, optical retail stores and laboratories, pharmacies and medical pathology laboratories.⁵

Technology Skills Required⁶:

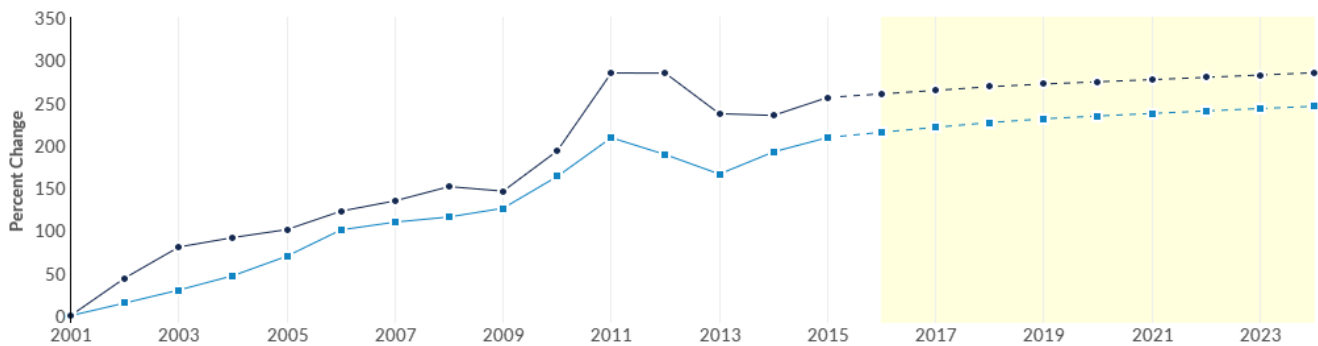
- Accounting software: Billing software
- Medical software: MEDITECH software
- Spreadsheet software: Microsoft Excel
- Data base user interface and query software: Data entry software, Microsoft Access

Skills & Abilities Required⁶:

- Critical Thinking: Using logic and reasoning to identify the strengths and weaknesses of alternative solutions, conclusions or approaches to problems
- Written Expression: The ability to communicate information and ideas in writing so others will understand.

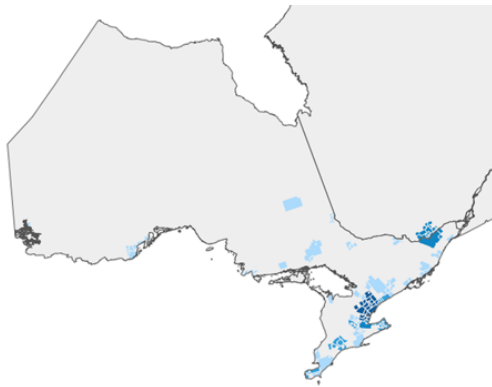
14,273 Jobs⁷ (2015) 6% below Canada's average	6.9% % Change (2016-2024) Canada: 9.7%	\$18.00/hr Median Hourly Wages⁸ Canada: \$18.66/hr
--	--	---

Ontario Trends



	Region	2016 Jobs ⁷	2024 Jobs ⁷	Change	% Change
●	Ontario	14,441	15,437	996	6.9%
●	Canada	40,646	44,579	3,933	9.7%


Where are the most jobs in Ontario for Other Assisting Occupations in Support of Health Services?



Census Metropolitan Aggregate	2024 Jobs ⁷
Toronto	5,711
Hamilton	1,500
Ottawa - Gatineau	1,337
London	1,069
St. Catharines - Niagara	640

Who are employing Other Assisting Occupations in Support of Health Services?

Industry	Occupation Jobs ⁷ in Industry (2015)	% of Occupation in Industry (2015)	% of Total Jobs ⁷ in Industry (2015)
Health and personal care stores	4,529	31.7%	6.6%
Offices of other health practitioners	3,205	22.5%	10.5%
General medical and surgical hospitals	2,096	14.7%	1.1%
Offices of physicians	695	4.9%	1.5%
Out-patient care centres	405	2.8%	1.3%



Reference and Notes

¹ <https://brocku.ca/applied-health-sciences/academic-departments/kinesiology/academic-programs/bachelor-science-kinesiology>

² <https://brocku.ca/webcal/2016/undergrad/spma.html>

³ <https://brocku.ca/webcal/2016/undergrad/puhl.html>

⁴ Location Quotient: a calculation that quantifies the concentration of a particular industry, cluster, or occupation, in a region as compared to the nation. It can reveal what makes a particular region “unique” in comparison to the national average. Source: <http://www.economicmodeling.com/2011/10/14/understanding-location-quotient-2/>

⁵ <https://brocku.EmsiCareerCoach.ca>

⁶ <https://www.onetonline.org/>

⁷ Employment numbers do not include people who are self-employed and may be under-represented.

⁸ Wages do not consider people who are self-employed and may be under-represented.