

Ontario Labour Market Report

CIP Program 31.05: Physical Education

Most Relevant Academic Program(s) at Brock: Physical Education, Kinesiology
& Sport Management

EMSI Q3 2016 Data Set

February 2017



Institutional Analysis and Planning

Brock University

1812 Sir Isaac Brock Way

905-688-5550



Table of Contents

Section 1: Program Overview

- a) How many degrees are completed in Ontario (Labour Supply)?3
- b) What types of degrees are completed in Ontario?.....3
- c) What other similar programs are offered in Ontario?4
- d) What other similar programs are offered at Brock University?.....4

Section 2: Target Occupations

- a) What top growing target occupations are obtained by Alumni?.....5
- b) What are the growth prospects for these occupations (Demand)?6
- c) How much are these target occupations earning?.....7
- d) Where are the hottest places in Ontario in terms of job growth?8

Section 3: Top Three Target Occupation Summaries

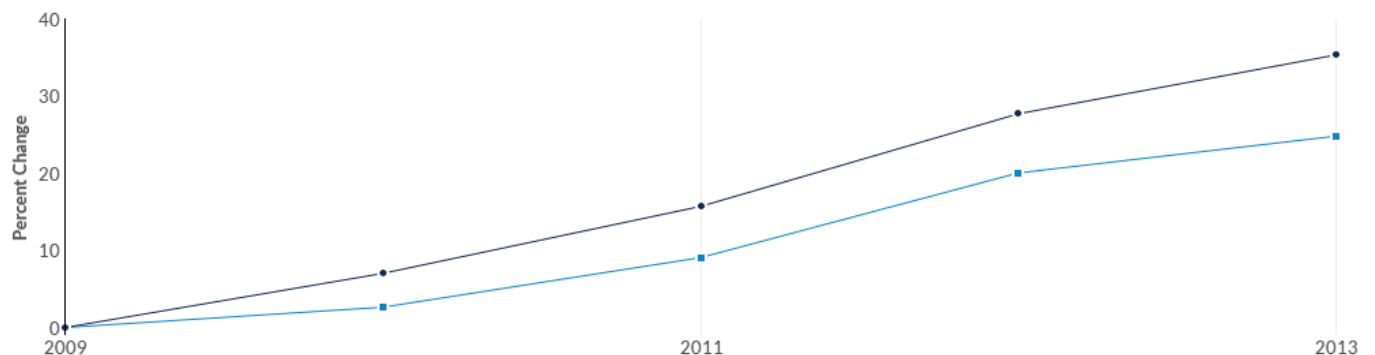
***Includes Description, Skills & Competencies, Ontario Trends in Field, Location of Job, Industries*

- a) Program Leader and Instructor in Recreation, Sport and Fitness.....10
 - b) Other Professional Occupations in Therapy and Assessment.....12
 - c) Physiotherapist.....14
- Reference and Notes.....16

Section 1: Program Overview for Physical Education, Kinesiology and Sport Management (31.05)

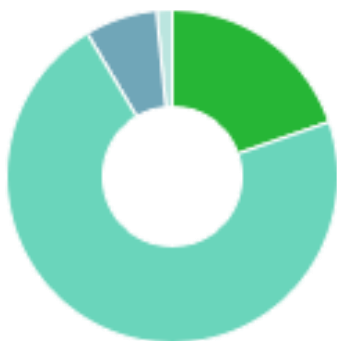
31 Ontario Institutions had Completions in the last 5 years	3,681 Ontario Program Completions (2013)
---	---

a) How many degrees are completed in Ontario? (31.05)



Region	2009 Completions	2013 Completions	% Change
• Ontario	2,720	3,681	35.3%
• Canada	5,499	6,863	24.8%

b) What types of degrees are coming from Ontario? (31.05)



Award Level	Completions (2013)	Percent
• Career, technical or pre-university program	725	19.7%
• Bachelors degree	2,639	71.7%
• Masters Degree	260	7.1%
• Doctors Degree	56	1.5%

c) What other similar programs are offered in Ontario?

18 Programs (2013)		23,931 Completions (2013)
CIP Code	Program	Completions (2013)
51.11	Health/medical preparatory programs	1,312
51.23	Rehabilitation and therapeutic professions	1,163
51.22	Public health	779
31.01	Parks, recreation and leisure studies	506
03.02	Natural resources management and policy	282

d) What other similar programs are offered at Brock University?

Kinesiology¹ - Kinesiology is a science that studies the human body, and how it moves and functions. The current interest in this discipline reflects a growing understanding about how exercise affects overall health. This bioscience degree is designed for students who wish to concentrate on the science of human movement and will prepare you to meet the requirements for post-graduate degree programs in biophysical kinesiology.

Sport Management² - The program is designed to meet the needs of a rapidly expanding sport industry and incorporate fieldwork experiences for students. Students will be prepared for sport management career opportunities that include marketing, public relations, promotions, communications, human resources and financial, facility and event management in a variety of public, commercial and non-profit organizations.

Public Health³ - The Honours Bachelor of Public Health focuses on individual, community and population health and wellness emphasizing health promotion, health administration, health policy, and health programming and evaluation. Students are prepared for careers in a broad range of community and public health fields, and postgraduate study in health-related disciplines.

Section 2: Target Occupations

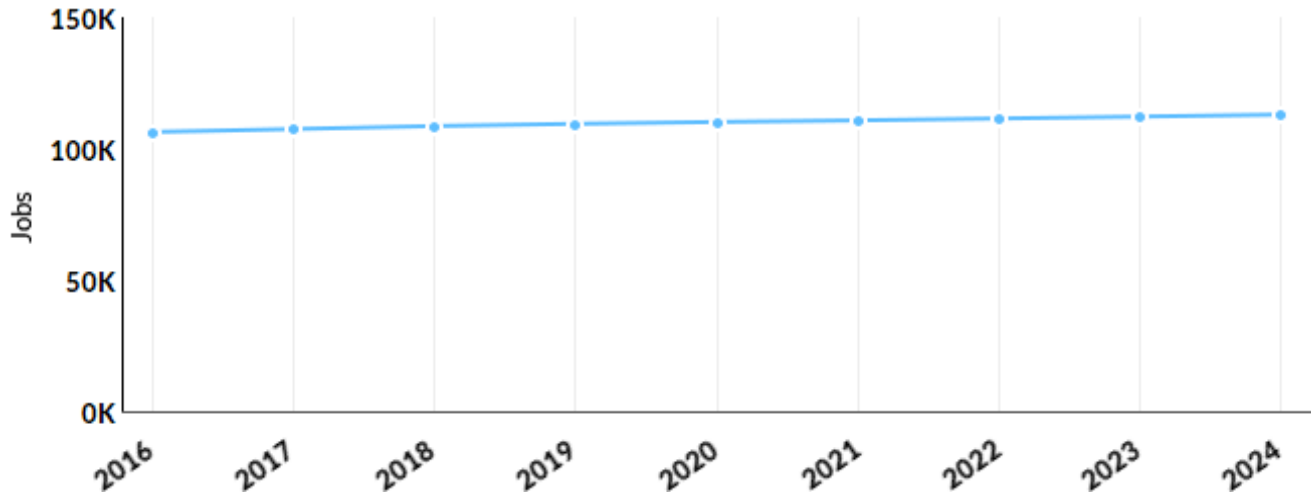
a) Which top growing target occupation are obtained by Alumni?

Occupation	2016 Jobs ⁷	Median Hourly Wages ⁸	Growth (2016 - 2024)	Location Quotient ⁴ (2016)
Secondary school teachers	42,242	\$42.60/hr	6.07%	1.03
Program leaders and instructors in recreation, sport and fitness	39,889	\$13.75/hr	5.65%	1.04
Health policy researchers, consultants and program officers	15,774	\$32.45/hr	10.68%	1.25
Physiotherapists	5,746	\$35.90/hr	1.67%	0.81
Other professional occupations in therapy and assessment	2,629	\$27.88/hr	0.04%	1.10



b) What are the growth prospects for these target occupations?

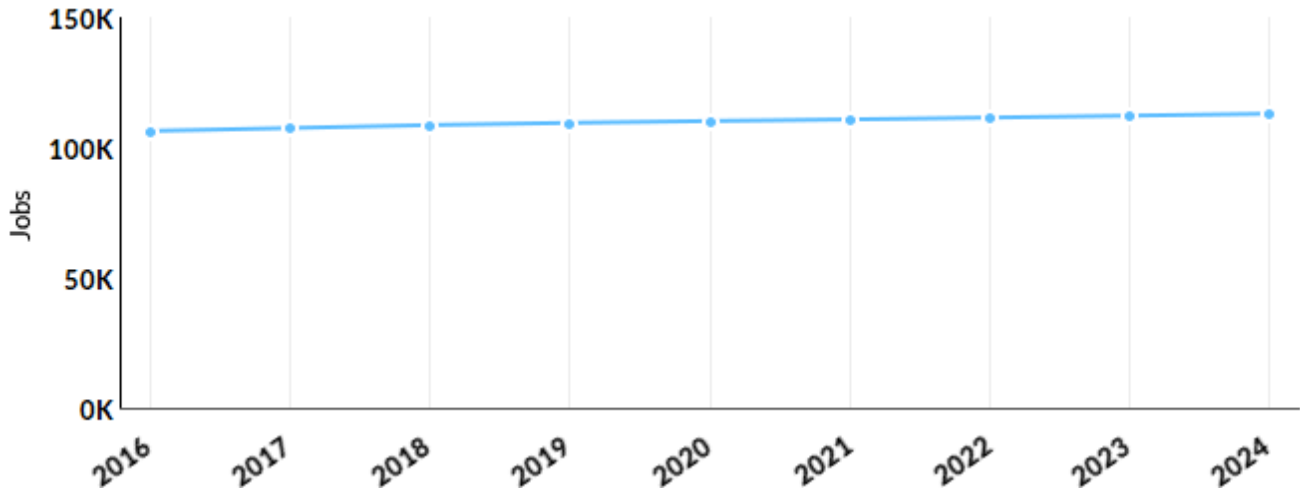
106,280 2016 Jobs ⁷	112,881 2024 Jobs ⁷	6,601 Change (2016-2024)	6.2% % Change (2016-2024)
--	--	------------------------------------	-------------------------------------



Occupation	2016 Jobs ⁷	2024 Jobs ⁷	Change	% Change
Physiotherapists (3142)	5,746	5,842	96	2%
Other professional occupations in therapy and assessment (3144)	2,629	2,630	1	0%
Secondary school teachers (4031)	42,242	44,805	2,563	6%
Health policy researchers, consultants and program officers (4165)	15,774	17,459	1,685	11%
Program leaders and instructors in recreation, sport and fitness (5254)	39,889	42,144	2,255	6%

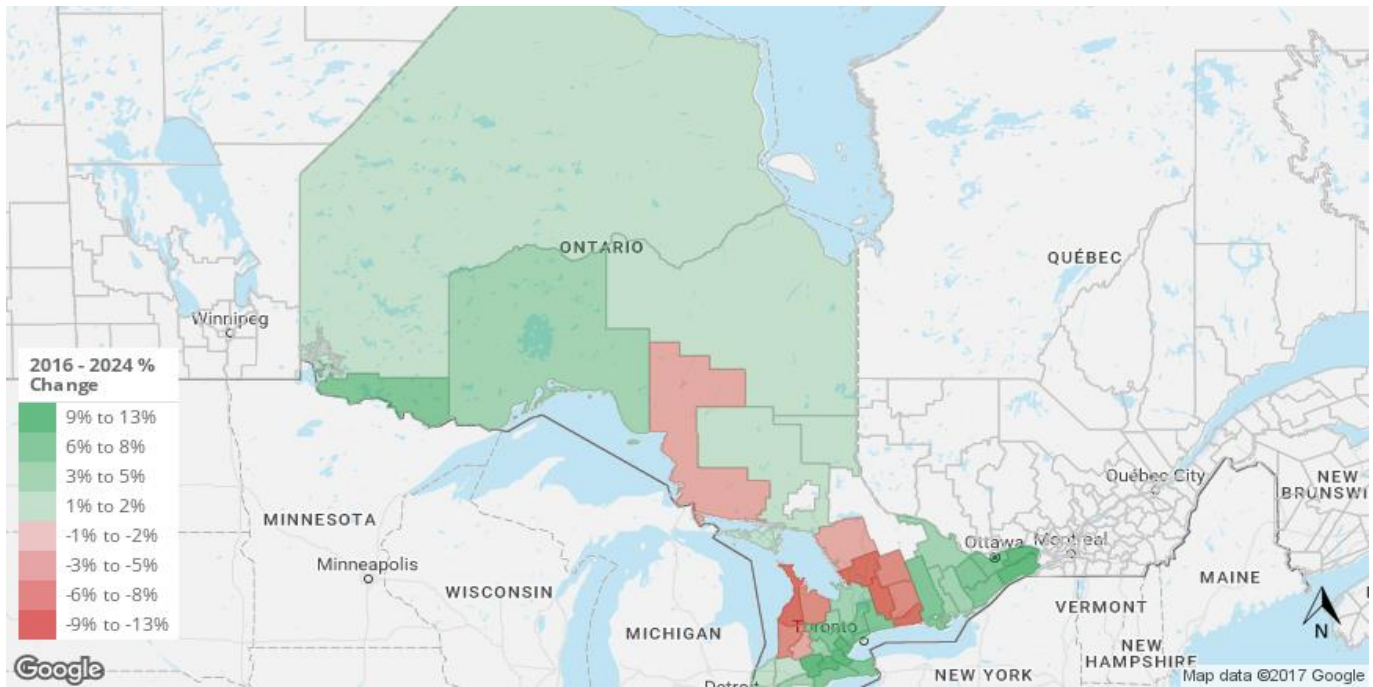
c) How much are these target occupations earning?

\$22.94/hr 25th Percentile Wages ⁸	\$29.53/hr Median Wages ⁸	\$35.53/hr 75th Percentile Wages ⁸
---	--	---



Occupation	25th Percentile Wages ⁸	Median Wages ⁸	75th Percentile Wages ⁸
Physiotherapists (3142)	\$28.21	\$35.90	\$42.00
Other professional occupations in therapy and assessment (3144)	\$19.92	\$27.88	\$38.00
Secondary school teachers (4031)	\$33.33	\$42.60	\$48.08
Health policy researchers, consultants and program officers (4165)	\$22.65	\$32.45	\$43.59
Program leaders and instructors in recreation, sport and fitness (5254)	\$11.50	\$13.75	\$18.00

d) Where are the hottest places in Ontario in terms of job growth?



Census Division	Census Division Name	2016 Jobs ⁷	2024 Jobs ⁷	2016 - 2024 Change	2016 - 2024 % Change	2016 Location Quotient	2024 Location Quotient ⁴	Expected Change	2015 Avg. Hourly Wages ⁸
3529	Brant	1,197	1,330	133	11%	1.28	1.21	72	\$30.78
3502	Prescott and Russell	731	805	74	10%	1.79	1.74	43	\$30.55
3525	Hamilton	4,410	4,832	422	10%	1.30	1.25	264	\$31.56
3524	Halton	4,678	5,117	439	9%	1.25	1.21	280	\$28.98
3532	Oxford	777	849	72	9%	0.89	0.87	46	\$31.17
3501	Stormont, Dundas and Glengarry	1,008	1,095	87	9%	1.48	1.45	61	\$31.12
3519	York	9,174	9,897	723	8%	1.14	1.13	549	\$27.95
3506	Ottawa	11,917	12,855	938	8%	1.41	1.37	714	\$28.91
3507	Leeds and Grenville	966	1,041	75	8%	1.60	1.57	58	\$28.27
3509	Lanark	554	597	43	8%	1.61	1.58	33	\$29.53
3526	Niagara	3,306	3,561	255	8%	1.18	1.13	198	\$30.17

Census Division	Census Division Name	2016 Jobs ⁷	2024 Jobs ⁷	2016 - 2024 Change	2016 - 2024 % Change	2016 Location Quotient	2024 Location Quotient ⁴	Expected Change	2015 Avg. Hourly Wages ⁸
3513	Prince Edward	128	137	9	7%	1.32	1.29	8	\$24.21
3520	Toronto	25,071	26,813	1,742	7%	1.02	1.01	1,501	\$28.75
3523	Wellington	1,582	1,688	106	7%	0.87	0.87	95	\$27.58
3512	Hastings	1,017	1,085	68	7%	0.97	0.97	61	\$29.22
3528	Haldimand-Norfolk	678	722	44	6%	1.12	1.11	40	\$30.69
3521	Peel	9,206	9,779	573	6%	0.84	0.84	551	\$31.17
3518	Durham	4,728	5,014	286	6%	1.45	1.44	283	\$28.34
3559	Rainy River	267	282	15	6%	1.93	1.92	16	\$35.87
3534	Elgin	485	511	26	5%	1.07	1.06	29	\$32.49
3543	Simcoe	3,177	3,347	170	5%	1.13	1.14	190	\$28.93
3547	Renfrew	888	934	46	5%	1.22	1.23	54	\$31.67
3511	Lennox and Addington	268	281	13	5%	1.39	1.43	16	\$35.10
3530	Waterloo	3,588	3,761	173	5%	0.83	0.83	215	\$29.75
3522	Dufferin	365	382	17	5%	1.13	1.16	22	\$29.53

Brock continues to play a significant role for employment within our Hamilton-Niagara region

Niagara region named Top 5 cities for occupational change by 2024.

Section 3: Top Three Job Occupation Summaries

a) Program Leader and Instructor in Recreation, Sport and Fitness

Program leaders and instructors in recreation, sport and fitness lead and instruct groups and individuals in recreational, sports, fitness or athletic programs. They are employed by community centres, sports and fitness clubs, outdoor centres, resorts, recreational facilities, health care facilities, retirement homes, correctional institutions, government departments, private businesses, tourism associations and similar establishments⁵.

Technology Skills Required ⁶:

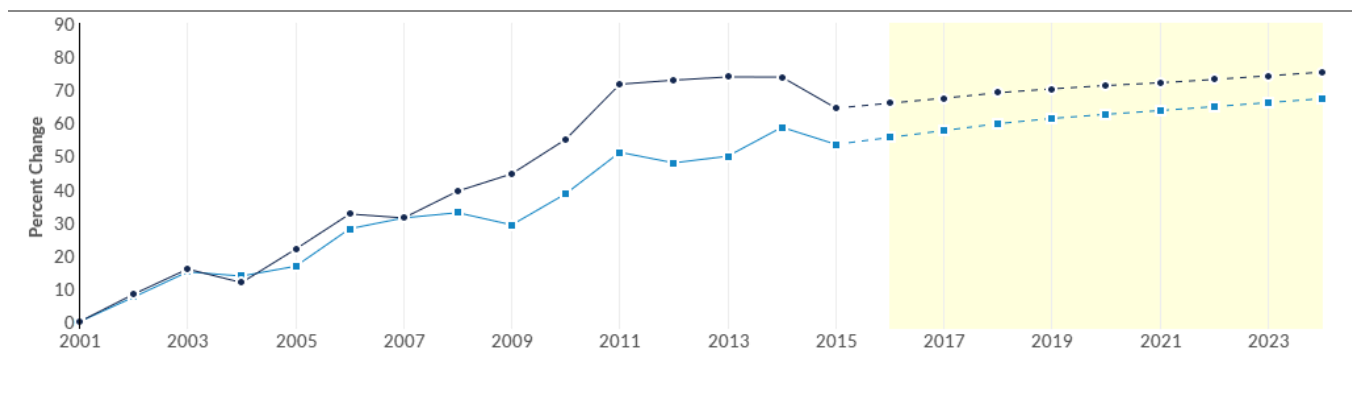
- Project Management Software: BioEx Systems Fitness Maker, Online River Software Personal Trainer Por
- Spreadsheet Software: Microsoft Excel
- Calendar and Scheduling software: Appointment scheduling software; Contemporary Web Plus Appointment Plus

Skills & Abilities Required ⁶:

- Instructing: Teaching others how to do something
- Service Orientation: Actively looking for ways to help people
- Social Perceptiveness: Being aware of others' reactions and understanding why they react as they do

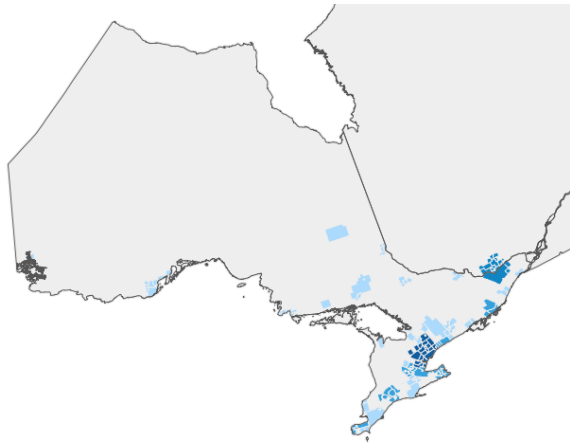
39,533 Jobs ⁷ (2015) 4% above Canada's average	5.7% % Change (2016-2024) Canada: 7.5%	\$13.75/hr Median Hourly Wages ⁸ Canada: \$14.79/hr
--	---	---

Ontario Trends



Region	2016 Jobs ⁷	2024 Jobs ⁷	Change	% Change
• Ontario	39,889	42,144	2,255	5.7%
• Canada	100,433	107,990	7,557	7.5%

Where are the most jobs in Ontario for Program Leaders and Instructors?



Census Metropolitan Aggregate	2024 Jobs ⁷
Toronto	20,201
Ottawa - Gatineau	7,622
Hamilton	1,590
Kitchener - Cambridge - Waterloo	1,301
London	1,195

Who are employing Program Leaders and Instructors?

Industry	Occupation Jobs ⁷ in Industry (2015)	% of Occupation in Industry (2015)	% of Total Jobs ⁷ in Industry (2015)
Other amusement and recreation industries	14,620	37.0%	26.9%
Local, municipal and regional public administration	9,520	24.1%	5.2%
Other schools and instruction	4,601	11.6%	16.4%
Civic and social organizations	2,467	6.2%	8.3%
Recreational vehicle (RV) parks and recreational camps	1,238	3.1%	22.0%

There is an increase of 2,200+ Program Leader positions by 2024.

b) Other Professional Occupations in Therapy and Assessment

This unit group includes specialized therapists not elsewhere classified who use techniques such as athletic, movement, art or recreational therapy to aid in the treatment of mental and physical disabilities or injuries. They are employed by establishments such as hospitals, rehabilitation centres, extended health care facilities, clinics, recreational centres, nursing homes, industry, educational institutions and sports organizations, or they may work in private practice.⁵

Technology Skills Required⁶:

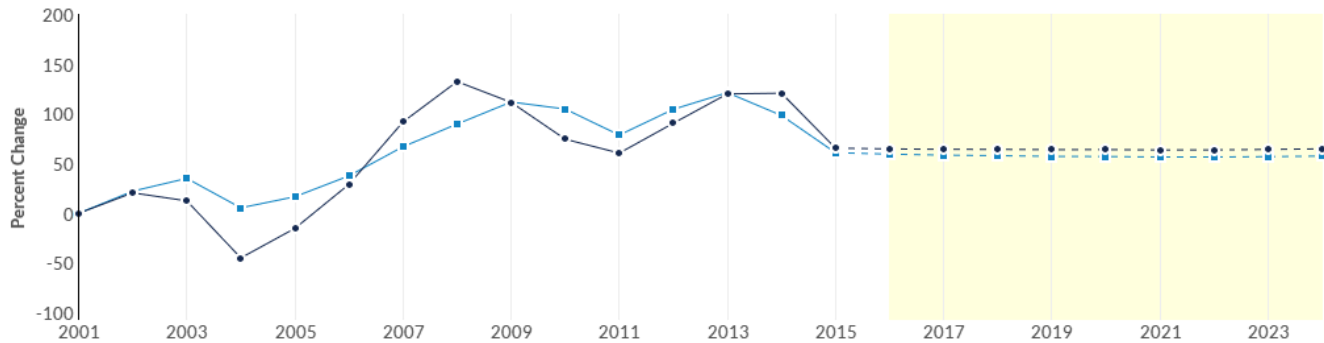
- Accounting Software: *Billing Software*
- Medical Software: *Electronic medical record EMR software; MEDITECH software*
- Office Suite Software: *Microsoft Outlook*

Skills & Abilities Required⁶:

- Speaking: Talking to others to convey information effectively.
- Critical Thinking: Use logic and reasoning to identify strengths and weaknesses of alternative solutions, conclusion or approaches to problems

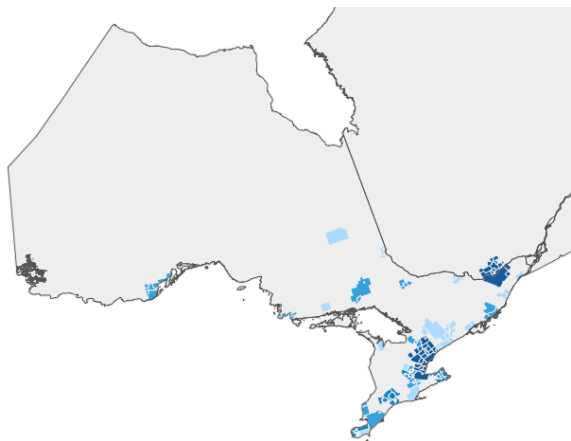
2,642 Jobs⁷ (2015) 10% above Canada's average	0.0% % Change (2016-2024) Canada: -1.2%	\$27.88/hr Median Hourly Wages⁸ Canada: \$25.92/hr
--	---	---

Ontario Trends



Region	2016 Jobs ⁷	2024 Jobs ⁷	Change	% Change
• Ontario	2,629	2,630	1	0.0%
• Canada	6,211	6,134	-77	-1.2%

Where are the most jobs in Ontario for Professionals in Therapy and Assessment?



Census Metropolitan Aggregate	2024 Jobs ⁷
Toronto	354
Ottawa - Gatineau	292
Hamilton	267
London	193
Windsor	156

Who are employing Professionals in Therapy and Assessment?

Industry	Occupation Jobs ⁷ in Industry (2015)	% of Occupation in Industry (2015)	% of Total Jobs ⁷ in Industry (2015)
Offices of other health practitioners	579	21.9%	1.9%
General medical and surgical hospitals	546	20.7%	0.3%
Nursing care facilities	297	11.2%	0.5%
Local, municipal and regional public administration	199	7.5%	0.1%
Community care facilities for the elderly	168	6.4%	0.4%

Brock University students have been successful with finding employment within our local Hamilton-Niagara region and capital city of Toronto.

c) Physiotherapist

Physiotherapists assess patients and plan and carry out individually designed treatment programs to maintain, improve or restore physical functioning, alleviate pain and prevent physical dysfunction in patients. Physiotherapists are employed in hospitals, clinics, industry, sports organizations, rehabilitation centres and extended care facilities, or they may work in private practice. ⁵

Technology Skills Required⁶:

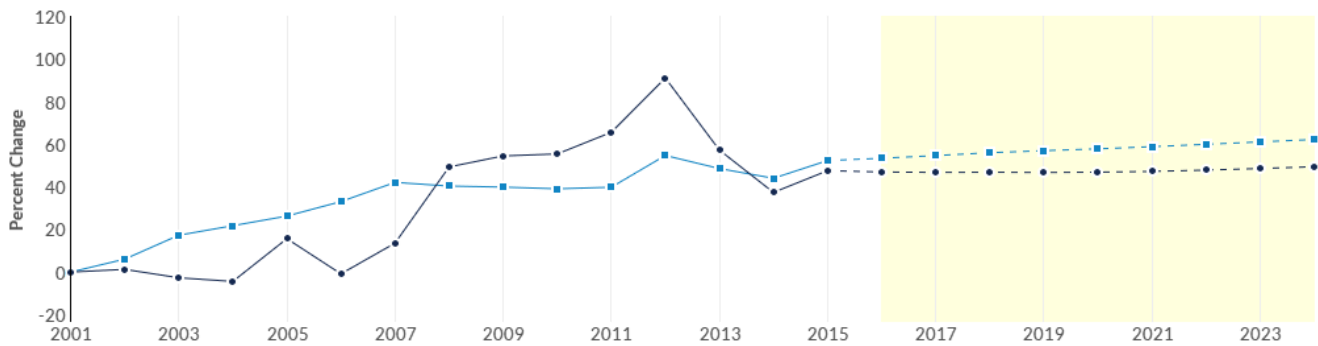
- Accounting software: Medigraph
- Medical software: Clinicient Insight; Hands on Technology TheraWriter
- Spreadsheet software: Microsoft Excel

Skills & Abilities Required⁶:

- Deductive Reasoning: The ability to apply general rules to specific problems to produce answers that make sense
- Problem Sensitivity: The ability to tell when something is wrong or likely to go wrong

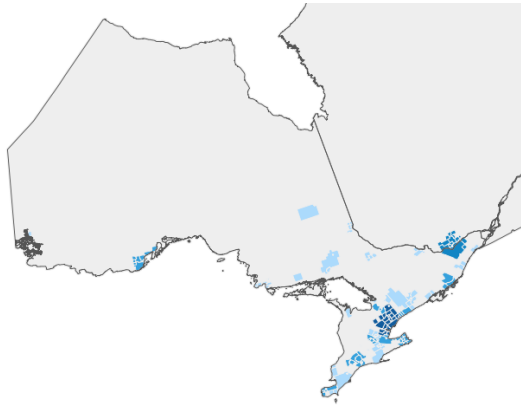
5,769 Jobs⁷ (2015) 18% below Canada's average	1.7% % Change (2016-2024) Canada: 5.7%	\$35.90/hr Median Hourly Wages⁸ Canada: \$36.41/hr
--	--	---

Ontario Trends



	Region	2016 Jobs ⁷	2024 Jobs ⁷	Change	% Change
●	Ontario	5,746	5,842	96	1.7%
●	Canada	18,535	19,599	1,064	5.7%


Where are the most jobs in Ontario for Physiotherapists?



Census Metropolitan Aggregate	2024 Jobs ⁷
Toronto	2,474
Ottawa - Gatineau	1,072
London	341
Hamilton	241
Oshawa	140

Who are employing Physiotherapists?

Industry	Occupation Jobs ⁷ in Industry (2015)	% of Occupation in Industry (2015)	% of Total Jobs ⁷ in Industry (2015)
Offices of other health practitioners	2,338	40.5%	7.6%
General medical and surgical hospitals	2,307	40.0%	1.2%
Out-patient care centres	322	5.6%	1.1%
Home health care services	169	2.9%	0.5%
Specialty (except psychiatric and substance abuse) hospitals	122	2.1%	1.3%



Reference and Notes

¹ <https://brocku.ca/applied-health-sciences/academic-departments/kinesiology/academic-programs/bachelor-science-kinesiology>

² <https://brocku.ca/webcal/2016/undergrad/spma.html>

³ <https://brocku.ca/webcal/2016/undergrad/puhl.html>

⁴ Location Quotient: a calculation that quantifies the concentration of a particular industry, cluster, or occupation, in a region as compared to the nation. It can reveal what makes a particular region “unique” in comparison to the national average. Source: <http://www.economicmodeling.com/2011/10/14/understanding-location-quotient-2/>

⁵ <https://brocku.EmsiCareerCoach.ca>

⁶ <https://www.onetonline.org/>

⁷ Employment numbers do not include people who are self-employed and may be under-represented.

⁸ Wages do not consider people who are self-employed and may be under-represented.