

Ontario Labour Market Report

CIP Program 19.07: Human Development, Family Studies and Related Services
Most Relevant Academic Program(s) at Brock: Child and Youth Studies,
Early Childhood Education
EMSI Q3 2016 Data Set
February 2017



Institutional Analysis and Planning
Brock University
1812 Sir Isaac Brock Way
905-688-5550



Table of Contents

Section 1: Program Overview

- a) How many degrees are completed in Ontario (Labour Supply)?.....3
- b) What types of degrees are completed in Ontario?.....3
- c) What other similar programs are offered in Ontario?4
- d) What other similar programs are offered at Brock University?.....4

Section 2: Target Occupations

- a) What top growing target occupations are obtained by Alumni?.....5
- b) What are the growth prospects for these occupations (Demand)?.....6
- c) How much are these target occupations earning?.....7
- d) Where are the hottest places in Ontario in terms of job growth?8

Section 3: Top Three Occupation Summaries

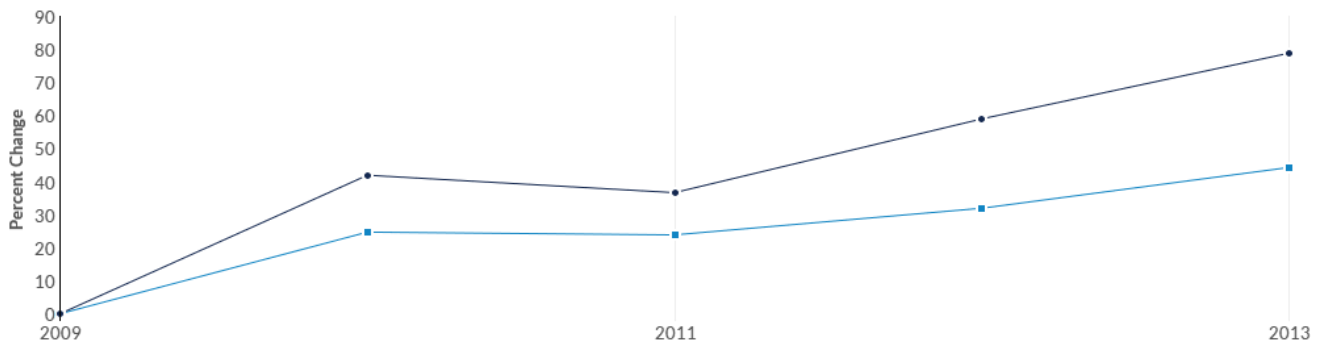
***Includes Description, Skills & Competencies, Ontario Trends in Field, Location of Job, Industries*

- a) Elementary and Kindergarten School Teacher.....10
 - b) Secondary school Teacher.....12
 - c) Family, Marriage and Other Related Counsellor.....14
- Reference and Notes.....16

Section 1: Program Overview for Child and Youth Studies, Early Childhood Education (19.07)

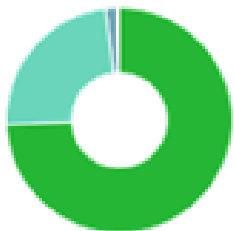
34 Ontario Institutions had Completions in the last 5 years	4,730 Ontario Program Completions (2013)
--	--

a) How many degrees are completed in Ontario? (19.07)



Region	2009 Completions	2013 Completions	% Change
• Ontario	2,644	4,730	78.9%
• Canada	6,973	10,062	44.3%

b) What types of degrees are coming from Ontario? (19.07)



Award Level	Completions (2013)	Percent
• Career, technical or pre-university program	3,516	74.3%
• Bachelors degree	1,121	23.7%
• Masters Degree	80	1.7%
• Doctors Degree	2	0.1%
• Other	11	0.2%

c) What other similar programs are offered in Ontario?

29 Programs (2013)		31,232 Completions (2013)
CIP Code	Program	Completions (2013)
51.38	Registered nursing, nursing administration, nursing research and clinical nursing	5,759
42.01	Psychology, general	4,924
44.07	Social work	4,317
13.01	Education, general	2,829
45.11	Sociology	2,424

d) What other similar programs are offered at Brock University?

Nursing¹- The four-year Honours Bachelor of Science in Nursing (BScN) degree is offered in collaboration with Loyalist College. Students at the Loyalist College site will complete their first and second years there, moving to Brock University for the third and fourth years of the program. The program must be completed within 6 years. Students at the Brock site will remain at Brock University for the four years of the program. Graduates will be eligible to write the NCLEX-RN Examination and the College of Nurses of Ontario Jurisprudence Examination.


Psychology² - The Department of Psychology offers four-year programs of study leading to a BA (Honours) Psychology, a BA with Major Psychology, and a three-year BA Pass degree program. Programs are designed to provide students with a broad introduction to the field of psychology including research methodology, psychological theory and application. In addition, the 20-credit degree programs give students the opportunity to prepare for admission to professional and advanced degree training in a variety of fields. Students interested in pursuing graduate study specifically in psychology should complete the Honours program.

Social Sciences³ – Brock’ BA in Social Sciences degree is designed to allow you to pursue a more flexible pattern of study than a single or combined major. The BA in Social Sciences program offers broad exposure to courses from across all of our Faculties. The majority of credits earned towards this degree must be offered by departments and centres within the Faculty of Social Sciences.

Section 2: Target Occupations

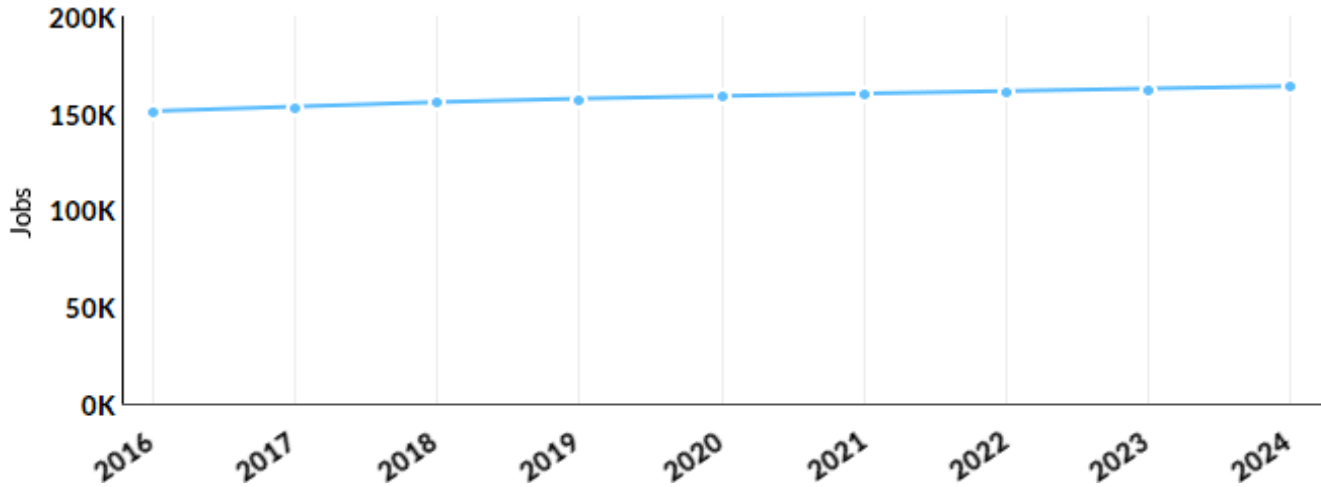
a) Which top growing jobs are obtained by Alumni?

Occupation	2016 Jobs ⁷	Median Hourly Wages ⁸	Growth (2016 - 2024)	Location Quotient ⁴ (2016)
Elementary school and kindergarten teachers	82,970	\$39.42/hr	8.72%	1.08
Secondary school teachers	42,242	\$42.60/hr	6.07%	1.03
Family, marriage and other related counsellors	13,317	\$26.00/hr	11.59%	0.90
Education policy researchers, consultants and program officers	7,245	\$37.36/hr	16.01%	1.11
Educational counsellors	5,112	\$26.67/hr	7.18%	0.65



b) What are the growth prospects for these target occupations?

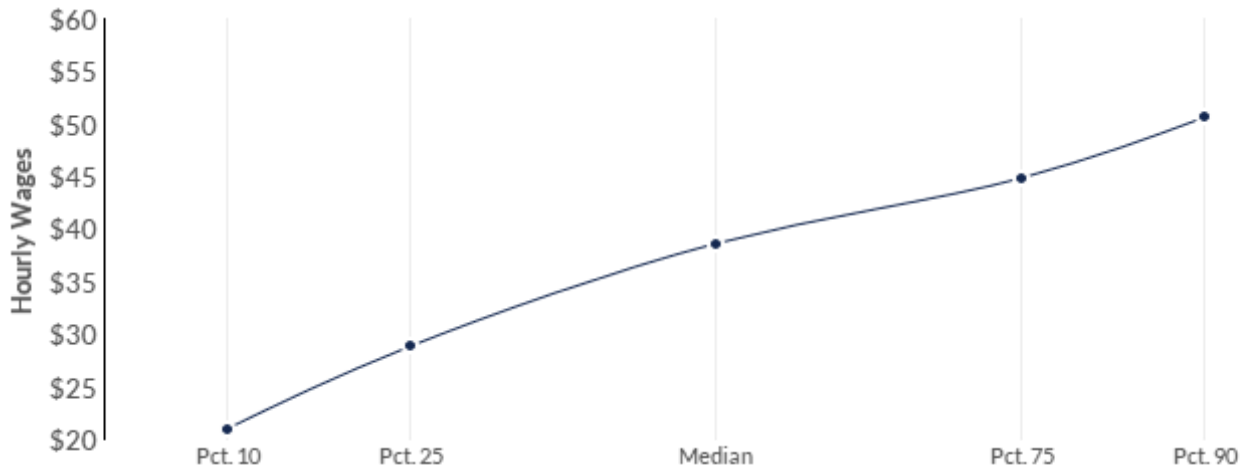
150,886 2016 Jobs ⁷	163,756 2024 Jobs ⁷	12,870 Change (2016-2024)	8.5% % Change (2016-2024)
--	--	-------------------------------------	-------------------------------------



Occupation	2016 Jobs ⁷	2024 Jobs ⁷	Change	% Change
Secondary school teachers (4031)	42,242	44,805	2,563	6%
Elementary school and kindergarten teachers (4032)	82,970	90,206	7,236	9%
Educational counsellors (4033)	5,112	5,479	367	7%
Family, marriage and other related counsellors (4153)	13,317	14,860	1,543	12%
Education policy researchers, consultants and program officers (4166)	7,245	8,405	1,160	16%

c) How much are these target occupations earning?

\$28.83/hr 25th Percentile Wages ⁸	\$38.61/hr Median Wages ⁸	\$44.85/hr 75th Percentile Wages ⁸
---	--	---



Occupation	25th Percentile Wages ⁸	Median Wages ⁸	75th Percentile Wages ⁸
Secondary school teachers (4031)	\$33.33	\$42.60	\$48.08
Elementary school and kindergarten teachers (4032)	\$28.21	\$39.42	\$45.19
Educational counsellors (4033)	\$21.19	\$26.67	\$38.46
Family, marriage and other related counsellors (4153)	\$20.32	\$26.00	\$34.07
Education policy researchers, consultants and program officers (4166)	\$30.53	\$37.36	\$46.15

d) Where are the hottest places in Ontario in terms of job growth?



Census Division	Census Division Name	2016 Jobs	2024 Jobs	2016 - 2024 Change	2016 - 2024 % Change	Expected Change	2016 Location Quotient	2024 Location Quotient	2015 Avg. Hourly Wages
3532	Oxford	1,290	1,521	231	18%	90	1.00	1.09	\$38.91
3529	Brant	1,789	2,024	235	13%	125	1.26	1.33	\$37.29
3534	Elgin	855	961	106	12%	60	1.29	1.38	\$38.80
3524	Halton	6,705	7,535	830	12%	468	1.21	1.26	\$37.37
3525	Hamilton	6,764	7,523	759	11%	473	1.34	1.39	\$37.08
3559	Rainy River	510	567	57	11%	35	2.54	2.66	\$36.92
3531	Perth	782	868	86	11%	54	0.80	0.82	\$37.23
3519	York	12,435	13,741	1,306	11%	870	1.06	1.08	\$37.24
3521	Peel	15,417	16,998	1,581	10%	1,077	0.97	1.00	\$37.17
3526	Niagara	4,830	5,316	486	10%	337	1.16	1.21	\$37.13
3522	Dufferin	680	747	67	10%	47	1.49	1.51	\$36.56
3520	Toronto	31,689	34,642	2,953	9%	2,215	0.88	0.90	\$36.48
3543	Simcoe	5,334	5,829	495	9%	373	1.32	1.34	\$36.65
3523	Wellington	2,521	2,753	232	9%	176	0.95	0.97	\$36.19
3558	Thunder Bay	2,332	2,542	210	9%	163	1.43	1.46	\$36.66

Census Division	Census Division Name	2016 Jobs	2024 Jobs	2016 - 2024 Change	2016 - 2024 % Change	Expected Change	2016 Location Quotient	2024 Location Quotient	2015 Avg. Hourly Wages
3530	Waterloo	6,629	7,204	575	9%	464	1.06	1.09	\$36.58
3511	Lennox and Addington	570	618	48	8%	40	2.09	2.09	\$38.46
3509	Lanark	627	678	51	8%	44	1.24	1.25	\$36.97
3501	Stormont, Dundas and Glengarry	1,307	1,410	103	8%	91	1.30	1.31	\$37.31
3518	Durham	6,644	7,146	502	8%	465	1.40	1.41	\$37.07
3541	Bruce	710	763	53	7%	50	0.98	0.98	\$37.32
3560	Kenora	1,205	1,294	89	7%	84	2.03	2.06	\$36.01
3542	Grey	850	911	61	7%	59	1.03	1.04	\$37.18
3547	Renfrew	1,411	1,512	101	7%	99	1.35	1.35	\$38.46
3540	Huron	662	708	46	7%	46	1.24	1.26	\$37.38
3539	Middlesex	4,540	4,835	295	6%	317	0.86	0.86	\$38.14
3552	Sudbury	258	274	16	6%	18	1.47	1.44	\$38.51
3506	Ottawa	10,060	10,666	606	6%	703	0.80	0.80	\$37.07
3528	Haldimand-Norfolk	1,025	1,086	61	6%	72	1.16	1.15	\$37.15
3507	Leeds and Grenville	1,008	1,065	57	6%	71	1.14	1.12	\$36.99
3502	Prescott and Russell	999	1,052	53	5%	70	1.65	1.60	\$37.51
3514	Northumberland and	667	702	35	5%	47	1.02	1.01	\$38.60
3556	Cochrane	1,169	1,229	60	5%	81	1.27	1.25	\$38.32

Brock University students have been successful with finding employment within our local Hamilton-Niagara region and Toronto.

Section 3: Top Three Job Occupation Summaries

a) Elementary School and Kindergarten Teacher

Elementary school and kindergarten teachers teach basic subjects such as reading, writing and arithmetic or specialized subjects such as English or French as a second language at public and private elementary schools⁵.

Technology Skills Required⁶:

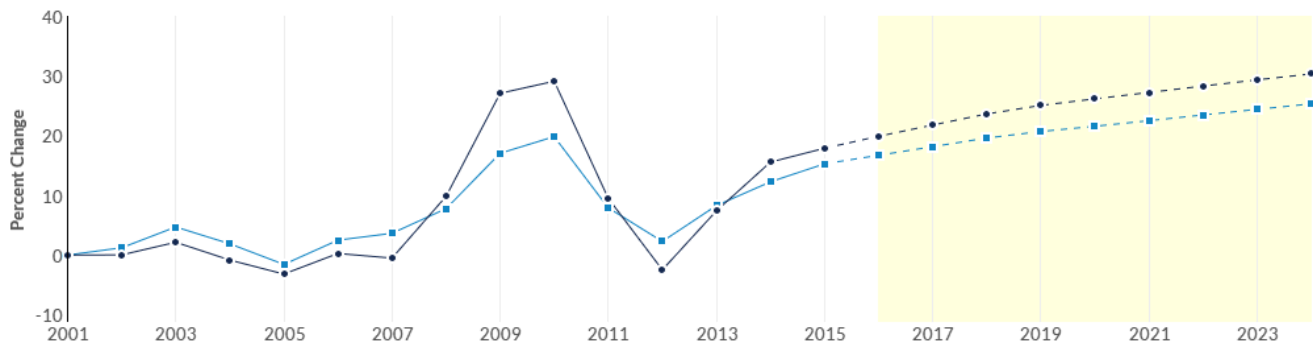
- Computer Based Training Software: Children’s educational software
- Office Suite Software: Microsoft Office
- Device Driver or System Software: Screen magnification software, Screen reader software,

Skills & Abilities Required⁶:

- Instructing: teaching others how to do something
- Speech Clarity: speaking clearly
- Active Listening: Listening what other people are saying, understanding the points being made, and asking questions as appropriate

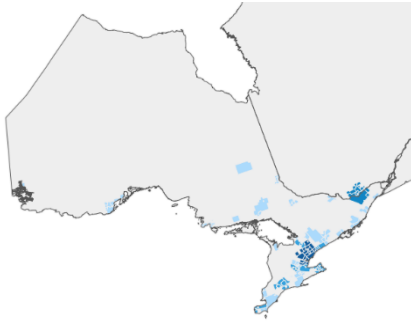
81,580 Jobs⁷ (2015) 8% above Canada’s average	8.7% % Change (2016-2024) Canada: 7.4%	\$39.42/hr Median Hourly Wages⁸ Canada: \$36.31/hr
--	--	---

Ontario Trends



Region	2016 Jobs ⁷	2024 Jobs ⁷	Change	% Change
• Ontario	82,970	90,206	7,236	8.7%
• Canada	200,306	215,112	14,806	7.4%

Where are the most jobs in Ontario for Elementary School and Kindergarten Teachers?



Census Metropolitan Aggregate	2024 Jobs ⁷
Toronto	40,553
Ottawa - Gatineau	7,923
Hamilton	5,318
Kitchener - Cambridge - Waterloo	4,085
London	2,851

Who are employing Elementary School and Kindergarten Teachers?

Industry	Occupation Jobs ⁷ in Industry (2015)	% of Occupation in Industry (2015)	% of Total Jobs ⁷ in Industry (2015)
Depository credit intermediation	6,680	18.9%	4.9%
Other financial investment activities	4,291	12.1%	11.0%
Securities and commodity contracts intermediation and brokerage	2,475	7.0%	10.3%
Other federal services	1,575	4.4%	1.3%
Management of companies and enterprises	1,202	3.4%	3.2%



b) Secondary School Teacher

Secondary school teachers prepare and teach academic, technical, vocational or specialized subjects at public and private secondary schools. Secondary school teachers who are heads of departments are included in this group⁵.

Technology Skills Required⁶ :

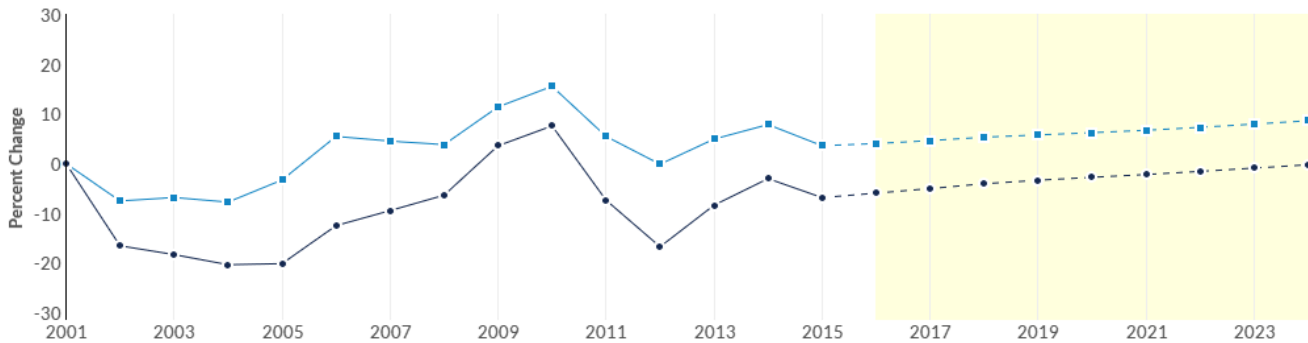
- Computer based training Software: Instructional software
- Presentation Software: Microsoft PowerPoint
- Spreadsheet Software: Microsoft Excel
- Data Base User Interface and Query Software: Blackboard, PowerSchool SIS

Skills & Abilities Required⁶ :

- Instructing: teaching others how to do something
- Learning Strategies: selecting and using training/instructional methods and procedures appropriate
- Oral Expression: communicating information and ideas clearly
- Coordination: adjusting actions in relation to others' action

41,838 Jobs⁷ (2015) 3% above Canada's average	6.1% % Change (2016-2024) Canada: 4.4%	\$42.60/hr Median Hourly Wages⁸ Canada: \$38.71/hr
--	--	---

Ontario Trends



Region	2016 Jobs ⁷	2024 Jobs ⁷	Change	% Change
• Ontario	42,242	44,805	2,563	6.1%
• Canada	106,600	111,315	4,715	4.4%

Where are the most jobs in Ontario for Secondary School Teachers?



Census Metropolitan Aggregate	2024 Jobs ⁷
Toronto	19,273
Ottawa - Gatineau	4,508
Hamilton	3,649
Kitchener - Cambridge - Waterloo	1,672
St. Catharines - Niagara	1,667

Who are employing Secondary School Teachers?

Industry	Occupation Jobs ⁷ in Industry (2015)	% of Occupation in Industry (2015)	% of Total Jobs ⁷ in Industry (2015)
Elementary and secondary schools	40,849	97.6%	14.4%
Other schools and instruction	753	1.8%	2.7%
Educational support services	136	0.3%	3.4%
Individual and family services	23	0.1%	0.0%
Technical and trade schools	18	0.0%	0.7%

There is an increase of 2,500+ professional jobs by 2024.



c) Family, Marriage and Other Related Counsellor

Family, marriage and other related counsellors assist individuals and groups of clients to identify, understand and overcome personal problems and achieve personal objectives. They are employed by counselling centres, social service agencies, group homes, government agencies, family therapy centres, and health care and rehabilitation facilities, or they may work in private practice⁵.

Technology Skills Required⁶:

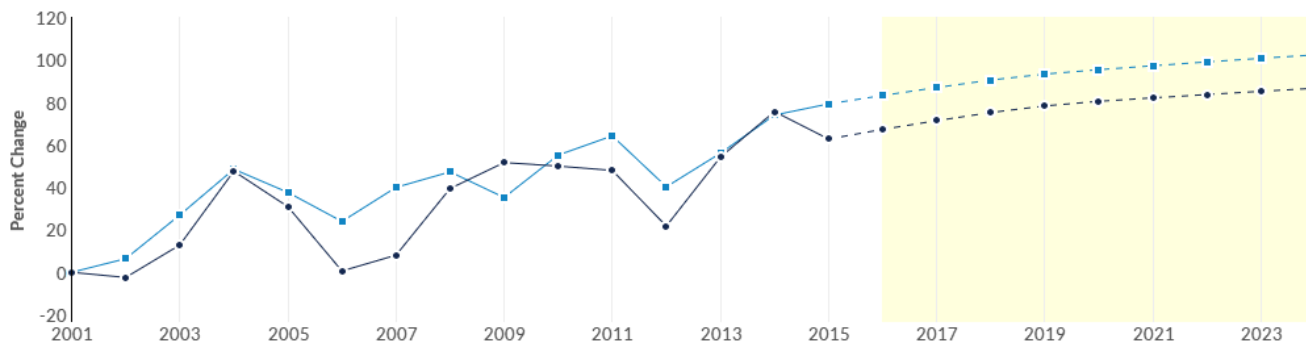
- Medical Software: Patient Electronic medical record EMR Software
- Spreadsheet Software: Microsoft Excel
- Electronic Mail Software: Microsoft Outlook
- Office Suite Software: Microsoft Office

Skills & Abilities Required⁶:

- Critical Thinking: using logic and reasoning to identify the strengths and weakness of alternative solutions
- Active Listening: Giving full attention to what other people are saying, taking time to understand the points being made

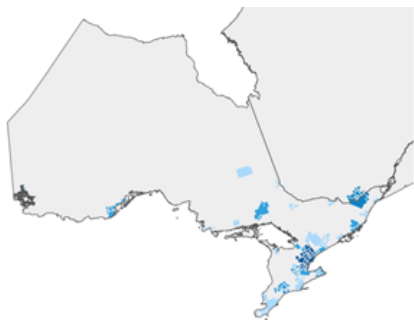
12,956 Jobs⁷ (2015) 11% below Canada's average	11.6% % Change (2016-2024) Canada: 10.4%	\$26.00/hr Median Hourly Wages⁸ Canada: \$27.83/hr
---	--	---

Ontario Trends



Region	2016 Jobs ⁷	2024 Jobs ⁷	Change	% Change
• Ontario	13,317	14,860	1,543	11.6%
• Canada	38,661	42,696	4,035	10.4%

Where are the most jobs in Family, Marriage and Other Related Counsellors?



Census Metropolitan Aggregate	2024 Jobs ⁷
Toronto	6,472
Ottawa - Gatineau	1,621
Hamilton	685
Kitchener - Cambridge - Waterloo	647
London	475

Who are employing Family, Marriage and Other Related Counsellors?

Industry	Occupation Jobs ⁷ in Industry (2015)	% of Occupation in Industry (2015)	% of Total Jobs ⁷ in Industry (2015)
Individual and family services	3,364	26.0%	6.2%
Out-patient care centres	1,834	14.2%	6.0%
General medical and surgical hospitals	1,223	9.4%	0.6%
Vocational rehabilitation services	931	7.2%	8.2%
Nursing care facilities	850	6.6%	1.5%



References and Notes

¹ <https://brocku.ca/webcal/2016/undergrad/nurs.html>

² <https://brocku.ca/webcal/2016/undergrad/phys.html>

³ <https://brocku.ca/webcal/2016/undergrad/socs.html>

⁴ Location Quotient: a calculation that quantifies the concentration of a particular industry, cluster, or occupation, in a region as compared to the nation. It can reveal what makes a particular region “unique” in comparison to the national average. Source: <http://www.economicmodeling.com/2011/10/14/understanding-location-quotient-2/>

⁵ <https://brocku.EmsiCareerCoach.ca>

⁶ <https://www.onetonline.org/>

⁷ Employment numbers do not include people who are self-employed and may be under-represented.

⁸ Wages do not consider people who are self-employed and may be under-represented.